

A background image showing a stack of coins, with the top few in sharp focus and the rest blurred. The coins are stacked in two columns, one slightly behind the other. The lighting is soft, highlighting the texture of the coins.

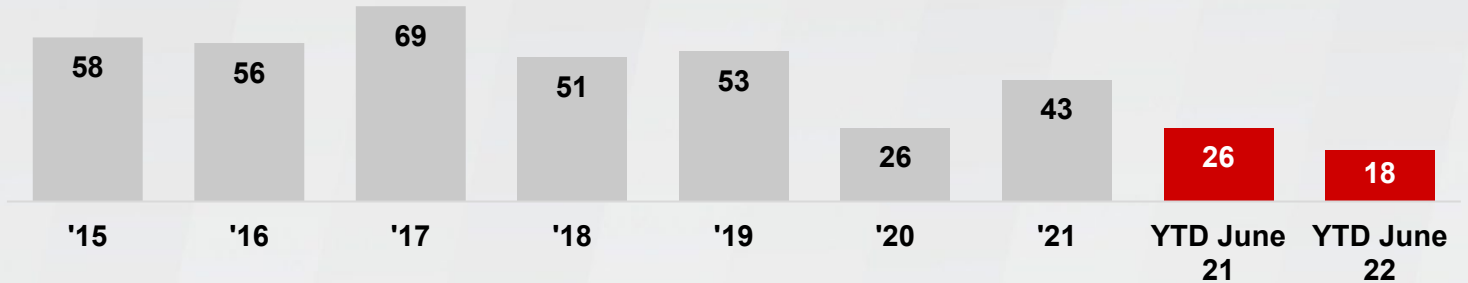
REGIONAL FINANCIAL SERVICES MERGERS & ACQUISITIONS UPDATE

**SOUTHEAST REGION
Q2 2022**

FORV/S

REGIONAL M&A TRANSACTION STATISTICS

Number of Regional Whole Bank & Thrift Transactions



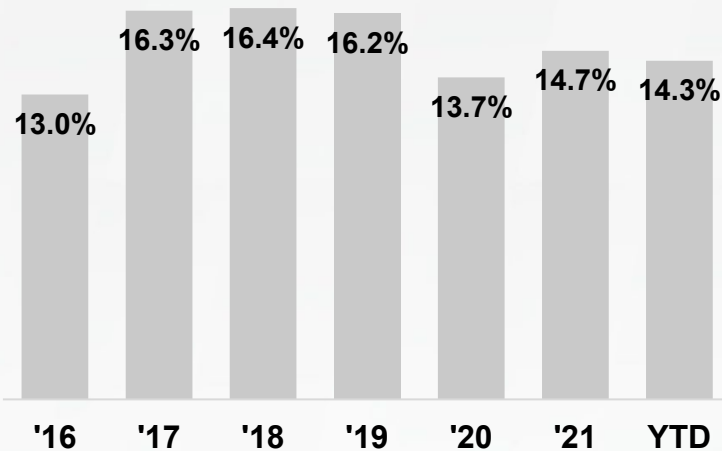
Regional Average Deal Value to Tangible Book [1]



Regional Average Deal Value to LTM Earnings [1]



Regional Average Deal Value to Assets [1]



Regional Average Tangible Book Premium to Core Deposits [1]



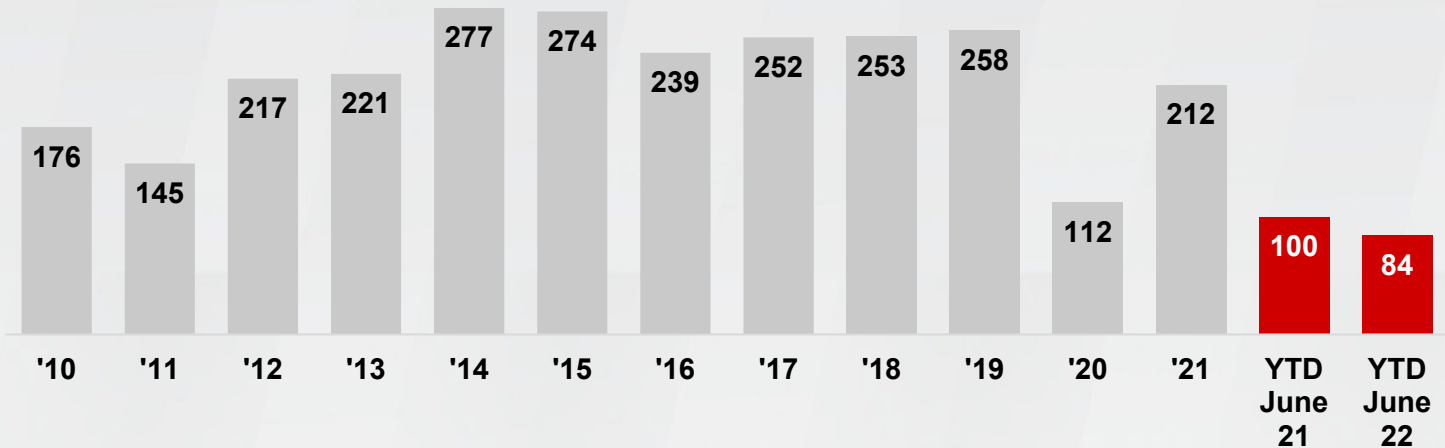
1. YTD based on 10 transactions with publicly available pricing data

Note: Includes all whole bank transactions in Alabama, Arkansas, Florida, Georgia, Mississippi, North Carolina, South Carolina, Tennessee, Virgin Islands, Virginia, and West Virginia

Source: S&P Global Market Intelligence

NATIONAL M&A TRANSACTION STATISTICS

Number of National Whole Bank & Thrift Transactions



National Average Deal Value to Tangible Book



National Average Deal Value to LTM Earnings



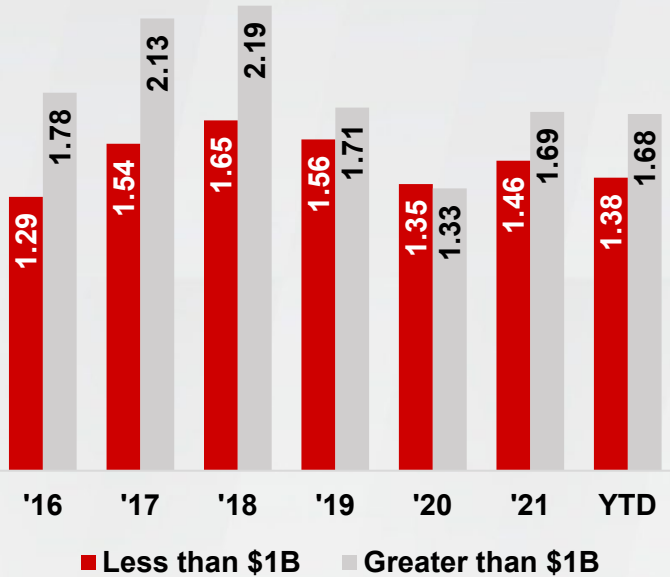
Source: S&P Global Market Intelligence



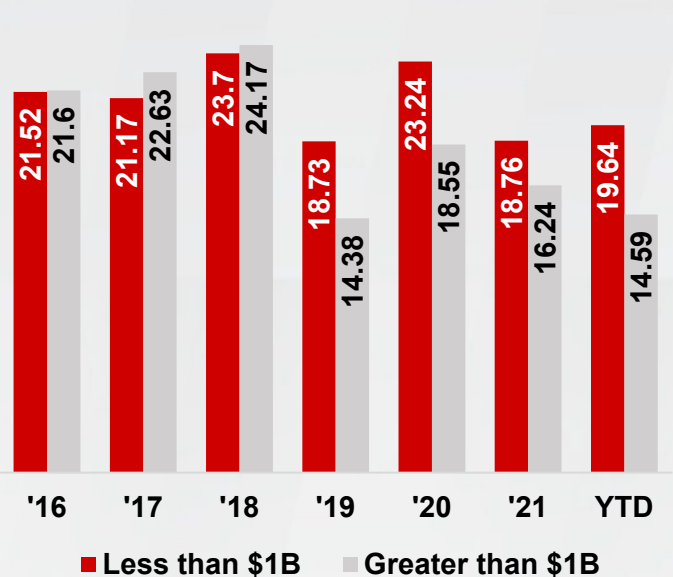
- Company Sales & Divestitures
- Management Buyouts
- Debt & Equity Recapitalizations
- Succession Planning & Strategic Options Analysis
- Mergers & Acquisitions
- Affiliations

NATIONAL M&A TRANSACTION STATISTICS BY ASSET SIZE

National Average Deal Value to Tangible Book

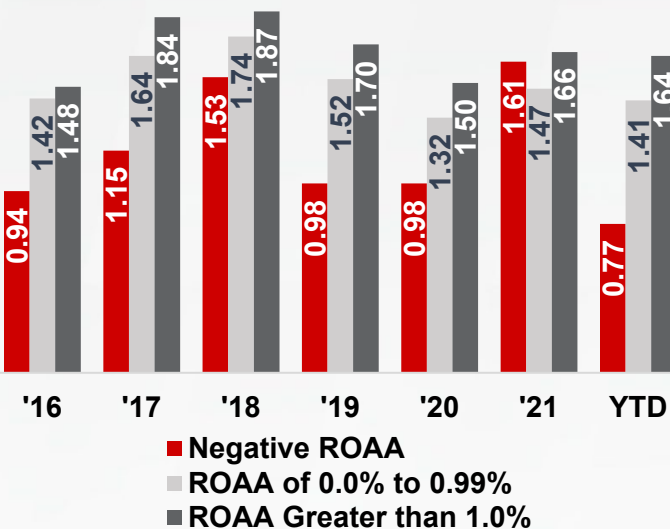


National Average Deal Value to LTM Earnings

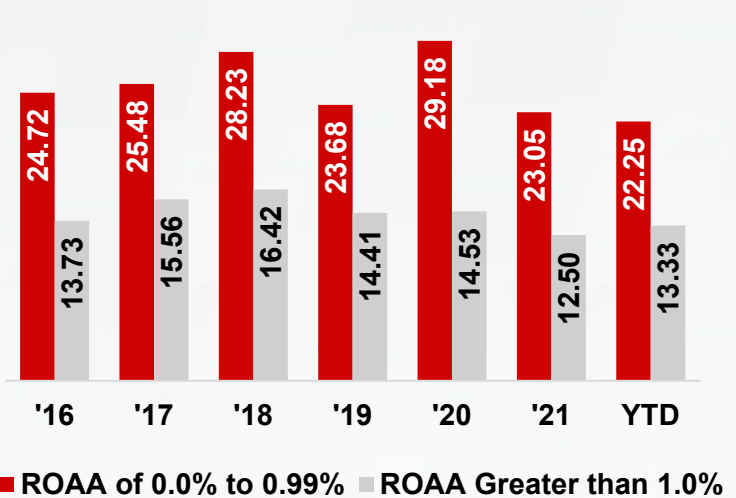


NATIONAL M&A TRANSACTION STATISTICS BY PERFORMANCE

National Average Deal Value to Tangible Book by Performance



National Average Deal Value to LTM Earnings by Performance*



* Deal value to LTM earnings for negative ROAA transactions are not meaningful and therefore are not presented in this chart


Source: S&P Global Market Intelligence

REGIONAL PUBLICLY TRADED BANKING COMPANIES

Name	Ticker	State	Total Assets (\$MM)	Total Equity (\$MM)	Stock Price 6/30/22	Price Change YTD	Price to Tangible Book	Price to LTM Earnings	Dividend Yield	Return on Assets	Return on Equity	Equity/Assets
Bank of America Corporation	BAC	NC	3,238,223	266,617	\$31.13	-30.0%	149.10	8.89	2.70%	0.99%	11.37%	8.23%
Truist Financial Corporation	TFC	NC	543,979	65,044	\$47.43	-19.0%	222.58	10.59	4.05%	1.21%	9.34%	11.95%
Capital One Financial Corporation	COF	VA	434,195	56,345	\$104.19	-28.2%	113.52	4.10	2.30%	2.69%	18.42%	12.98%
Regions Financial Corporation	RF	AL	164,082	16,982	\$18.75	-14.0%	188.43	7.81	3.63%	1.54%	13.39%	10.33%
First Citizens BancShares, Inc.	FCNC.A	NC	108,597	10,570	\$653.78	-21.2%	113.87	11.66	0.29%	0.97%	11.19%	9.73%
First Horizon Corporation	FHN	TN	88,660	8,696	\$21.86	33.9%	209.02	13.01	2.74%	1.10%	11.39%	9.47%
Synovus Financial Corp.	SNV	GA	56,420	4,825	\$36.05	-24.7%	137.94	7.48	3.77%	1.33%	14.23%	8.55%
Cadence Bank	CADE	MS	47,204	4,644	\$23.48	-21.2%	149.80	13.65	3.75%	0.64%	5.87%	9.84%
SouthState Corporation	SSB	FL	46,202	5,174	\$77.15	-3.7%	187.94	12.77	2.54%	1.04%	8.92%	11.20%
Pinnacle Financial Partners, Inc.	PNFP	TN	39,400	5,281	\$72.31	-24.3%	173.63	10.63	1.22%	1.45%	10.21%	13.40%
BankUnited, Inc.	BKU	FL	36,332	2,861	\$35.57	-15.9%	107.45	8.37	2.81%	1.07%	12.29%	7.87%
Hancock Whitney Corporation	HWC	MS	36,317	3,451	\$44.33	-11.4%	151.55	8.19	2.44%	1.35%	13.37%	9.50%
United Bankshares, Inc.	UBSI	WV	29,366	4,595	\$35.07	-3.3%	177.85	13.49	4.11%	1.22%	7.56%	15.65%
Bank OZK	OZK	AR	26,562	4,693	\$37.53	-19.3%	124.99	8.63	3.30%	2.13%	12.17%	17.66%
Simmons First National Corporation	SFNC	AR	24,482	2,962	\$21.26	-28.1%	139.72	8.79	3.57%	1.12%	8.62%	12.09%
Average			328,001	30,849	\$83.99	-15.4%	156.49	9.87	2.88%	1.32%	11.22%	11.23%

Source: S&P Global Market Intelligence

NATIONAL FAILED BANK STATISTICS



NMF refers to nonmeaningful figure

Source: Federal Deposit Insurance Corporation

FORVIS SERVICES

Abundant services. Sheer precision.

FORVIS offers a full range of services and industry-focused expertise to provide you with insightful solutions and help you stay a cut above the competition.

FINANCIAL

ASSURANCE & RISK

- Audit, review, & compilations
- Benchmarking
- Internal audit
- Internal control studies
- SEC filings
- SOX 404 compliance

CONSULTING

- Accounting outsourcing
- Budgeting & financial planning
- Cost accounting
- Employee benefit plan & administering
- ESOP feasibility analysis
- Forecasts & projections

FEDERAL & STATE TAX PLANNING & COMPLIANCE

- Corporate tax planning
- Inventory tax planning
- R&D tax credit enhancements
- Real estate cost segregation studies
- Restructuring planning
- State & local tax planning

FORENSICS & VALUATION CONSULTING

- Strategic insolvency & bankruptcy
- Business valuations
- Fraud detection
- Litigation support
- Computer forensics
- Data analytics

INTERNATIONAL TAX STRATEGIES

- DISC
- Expatriate assignment services
- Foreign tax credit planning
- Global structuring support
- Indirect global taxes
- Transfer pricing

INVESTMENT & FINANCIAL PLANNING

- Estate & gift planning
- Family tax planning
- Investment management
- Personal wealth planning
- Retirement planning

TRANSACTION SERVICES

- Financial diligence
- M&A tax structuring
- Federal, state, & local tax diligence
- Technology diligence

GROWTH & ADVISORY

INVESTMENT BANKING

- Mergers & acquisitions
- Company sales & divestitures
- Debt & equity recapitalizations
- Management buyouts
- Affiliations
- Succession planning
- Strategic options analysis

ECONOMIC DEVELOPMENT

- Expansion projects
- Grants & public incentives

INTERNATIONAL MARKET

- Development
- Exporting
- Direct investment
- Licensing
- Acquisitions

BUSINESS INTELLIGENCE

PERFORMANCE ANALYTICS

- Data extraction & analysis
- Business activity analysis
- Cost & profitability reporting
- Business strengths, values, & opportunity planning

TECHNOLOGY

APPLICATIONS SOFTWARE

- Sage
- Sage Intacct
- Microsoft Dynamics CRM
- Microsoft Dynamics F&O
- Microsoft Dynamics GP & Business Central

IT RISK SERVICES

- Virtual CIO
- IT audits & general control testing
- Cyber risk assessment
- Penetration testing
- Incident response
- Regulatory compliance