

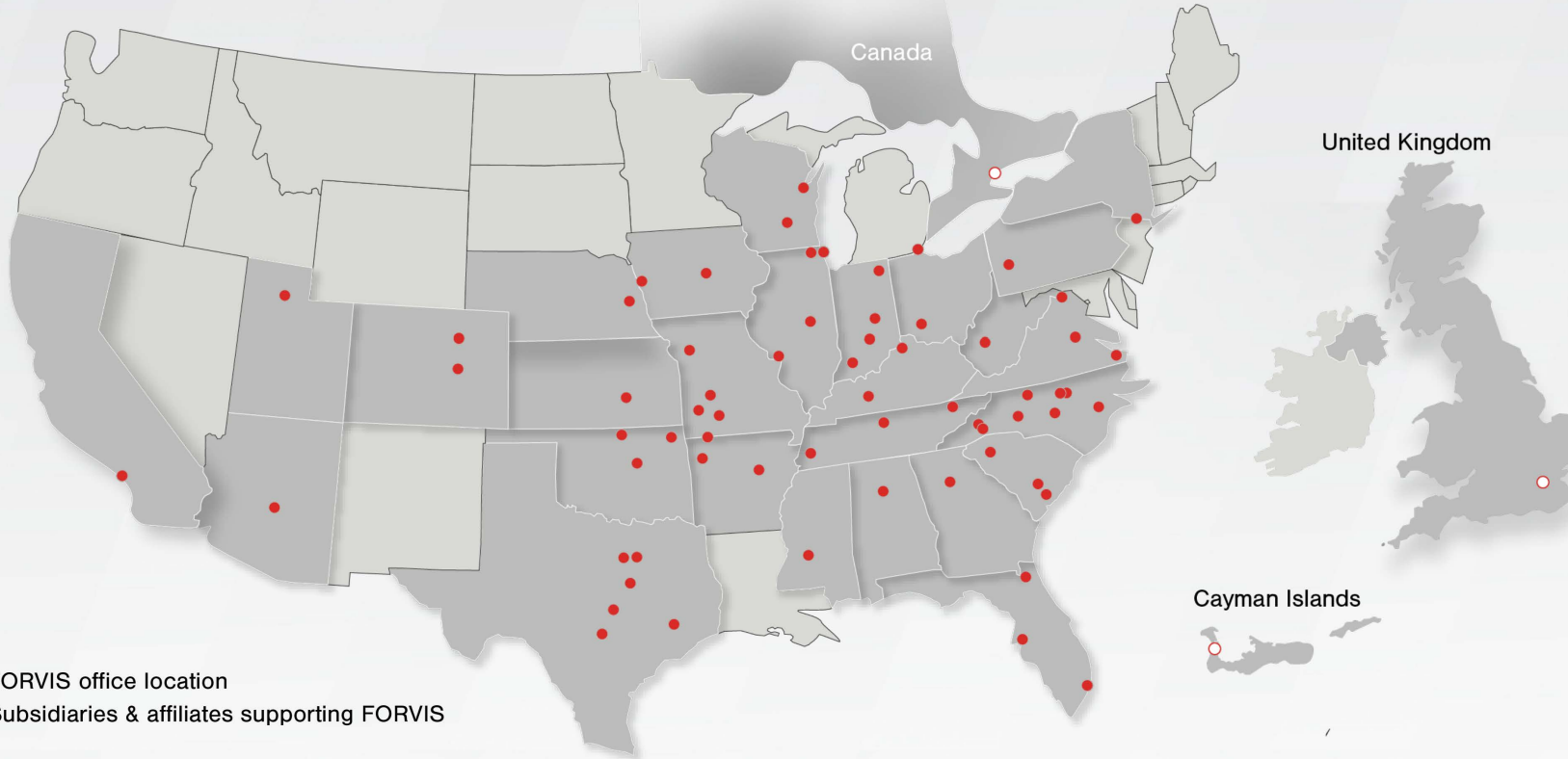
FORVIS[®]

Business Technology Solutions

Better Reporting: How NetSuite & Solver Can Help

February 13, 2024

Global Presence & Reach



- FORVIS office location
- Subsidiaries & affiliates supporting FORVIS

Subsidiaries & Affiliates Supporting FORVIS

- FORVIS Capital Advisors, LLC
- FORVIS Global Advisory Canada ULC**
- TALENT SHIFT, LLC
- FORVIS Wealth Advisors, LLC
- FORVIS Global Advisory Ltd. UK**

FORVIS

By the Numbers

Top 10
U.S. Public Accounting Firm *

27
States + Canada, U.K., & **
Cayman Islands

10+
Industries

68
Markets

500+
Partners & Principals

6,000+
Team Members



FORVIS is a member of Praxity™, an international alliance of independent accounting firms that offers multinational clients access to resources around the world.

Business Technology Solutions

FORVIS provides enterprise resource planning (ERP) and customer relationship management (CRM) platform analysis, design, implementation, upgrade, training, and support services.

In addition, our Insights & Automation services include business intelligence (BI) and robotic process automation (RPA) assessments, implementations, and training.



ORACLE NETSUITE
Solution Provider

ORACLE NETSUITE
BPO Partner

We are an award-winning partner of Solver Global, as well as an Oracle NetSuite Solution Provider and NetSuite Business Process Outsourcing Provider.

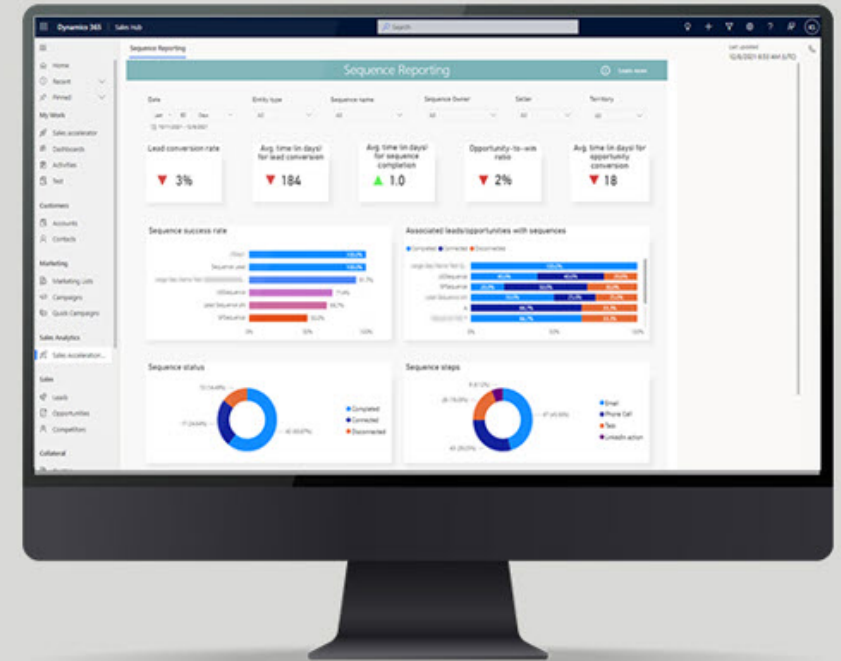
FORVIS

Microsoft
Partner

Sage Partner

ORACLE
NETSUITE
Solution Provider

salesforce
PARTNER



**From sales forecasting to financial reporting,
learn what CRM and ERP technologies can do.**

Presenters



Charles Allen
Senior Managing Consultant

713.499.4629
charles.allen@forvis.com



Walter Hilderman
NetSuite Technology Practice Leader

314.897.6141
walter.hilderman@forvis.com

FORVIS[®]

Business Technology Solutions

Better Reporting: How NetSuite & Solver Can Help

February 13, 2024

Objectives

- Describe how Solver & NetSuite integrate for pulling data into the Data Warehouse
- Explain how data from NetSuite & other sources can be combined for reporting & planning
- Define how Solver reports & budgets can be created using data from NetSuite

Agenda

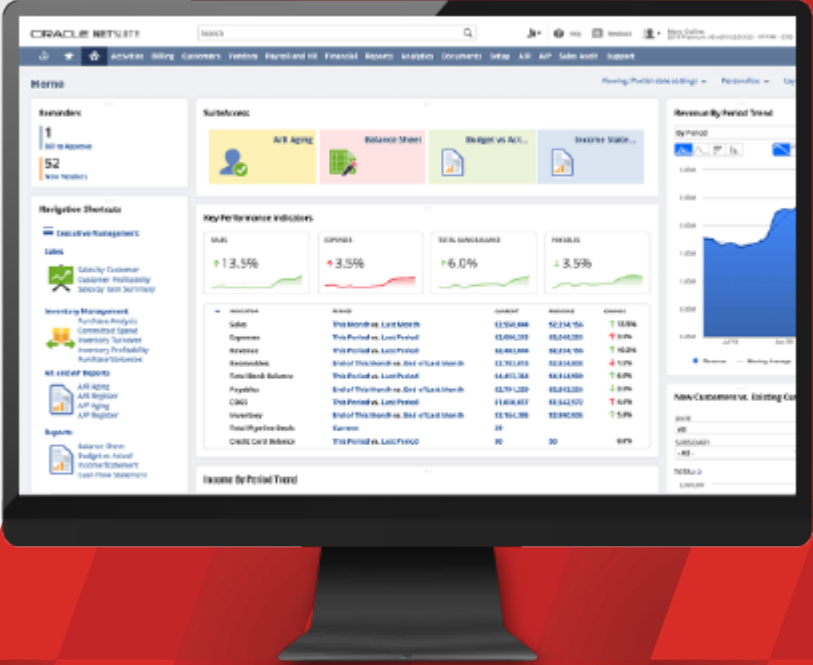
10 a.m. CT ● NetSuite Reporting

10:10 ● Solver Overview

10:20 ● Solver Reporting

10:40 ● Data Visualizations

NetSuite Reporting



FORVIS

FORVIS is a trademark of FORVIS, LLP, registered with the U.S. Patent and Trademark Office.

NetSuite Reporting

SuiteAnalytics
Reporting &
Dashboard
Functionality

Reporting Across
NetSuite Modules

SuiteAnalytics
Workbook

Multi-Platform
Reporting

NetSuite Reporting

The screenshot displays the NetSuite Reporting interface for a 'Manufacturing Data Set'. The top navigation bar includes 'Activities', 'Transactions', 'Lists', 'Reports', 'Analytics', 'Customization', 'Documents', 'Setup', and 'Support'. The user is identified as Peter Kruty, Administrator.

The report is titled 'Manufacturing Data Set' and is based on a 'Template'. It includes buttons for 'Create New Workbook', 'Export', 'Share', and 'Save As'. A search bar is present for records and fields.

The 'Criteria summary' section shows the following filters:

- Transaction Type: AND
- Transaction Line: Main Line: AND
- Date

The criteria list includes:

- Transaction Type any of Assembly Build, Work Order Close
- Transaction Line: Main Line is true
- Date on or after 2 Years ago

The report table displays the following data:

TRANSACTION	DATE	START DATE	END DATE	QUANTITY	MEMO
Assembly Build #52	12/18/2019			75.00	
Assembly Build #51	4/5/2019			6.00	
Assembly Build #50	3/22/2019			1.00	
Assembly Build #49	3/14/2019			1.00	
Assembly Build #47	1/31/2019			20.00	
Assembly Build #48	1/31/2019			1.00	

The total row count is 9. The interface also shows a list of fields on the left, including Assembly, Date, End Date, Location, Memo, Posting Period, Quantity, Start Date, Transaction, Transaction Type, Bill of Materials, Bill of Materials Revision, Buildable, Built, Class, Department, Reference, Routing, Subsidiary, Units, and WIP.

NetSuite Reporting

ORACLE NETSUITE ascend Search

Help Feedback Peter Kruty Ascend DB9006 - 3760228 - Administrator

Activities Transactions Lists Reports Analytics Customization Documents Setup Support

Manufacturing Workbook Template

Export to SDF Share Save As

Chart - Median Assembly Cost Trend Pivot - Produced Quantity per Assembly by Quarter Chart - Production Quantity trend Pivot - Production Cost by Location

DATASET Unsaved: Manufactu... LAYOUT

Amount (Transaction Cur... # Assembly cost/unit Date End Date Location Main Line Memo Posting Period Quantity Start Date Transaction Transaction Type

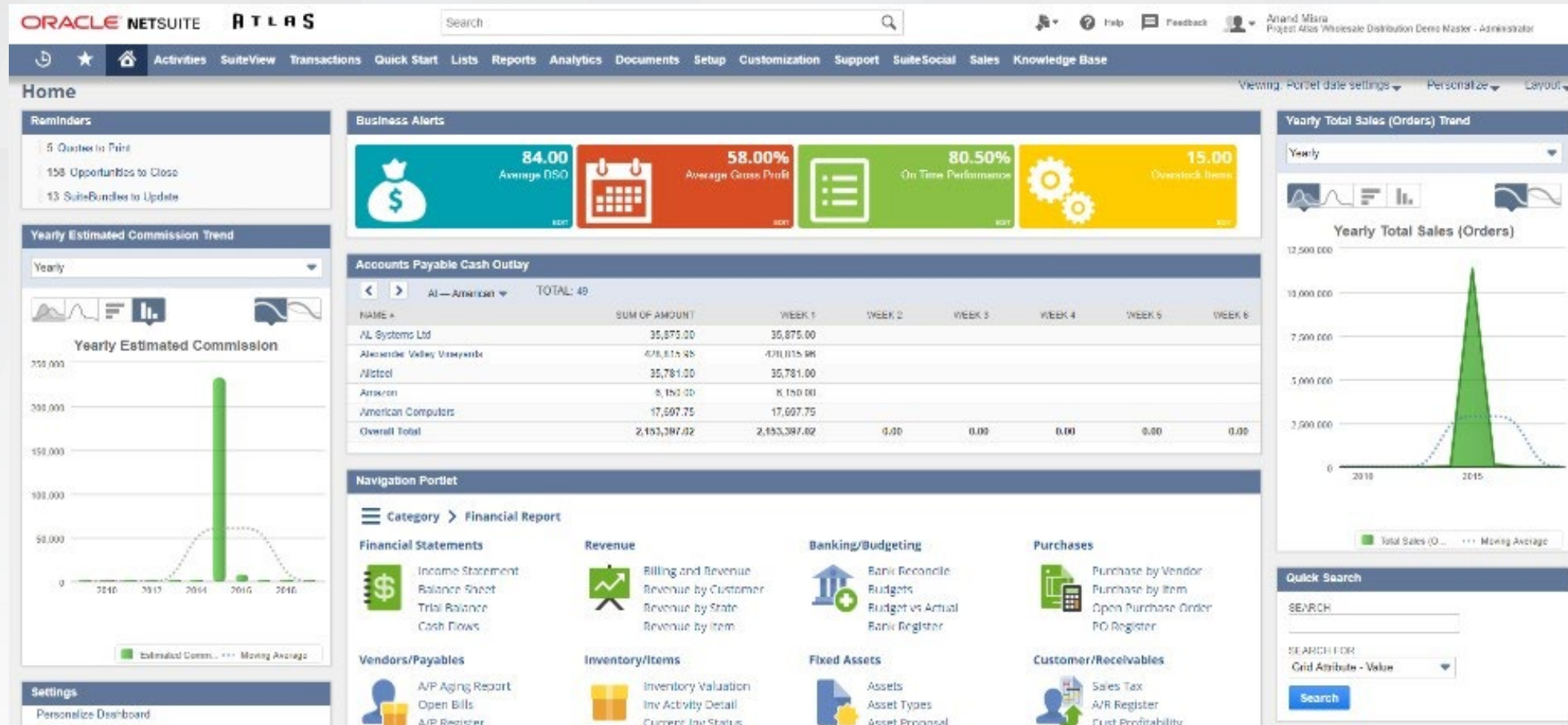
Date (Year) Date (Quarter)

	2019		2018		Grand Total	
	Q1	Q4	2019	2018		
Assembly	Quantity (Sum)	Quantity (Sum)	Quantity (Sum)	Quantity (Sum)	Grand Total Quanti...	
Grand Total	43.00	75.00	118.00	1.00	1.00	119.00
Bike brake MTB	1.00		1.00			1.00
Asymmetric pressure...				1.00	1.00	1.00
Bike Seat Assembly	2.00		2.00			2.00
Transaction Pump	40.00		40.00			40.00
LH Rumik		75.00	75.00			75.00

Last updated 3/5/2020 4:48 am

FORVIS

NetSuite Reporting



FORVIS

NetSuite Reporting

Income Statement - NetSuite [5] x

tsdrv2524871.app.netsuite.com/app/reporting/reportrunner.nl?cr=-200&reload=T&dpi=T&crit_1_mod=TP&crit_2_mod=-1&My=F

ORACLE NETSUITE

Search

Help Feedback Carol Morgan SS FF Standard US - SS FF STD US - Controller

Activities Billing Customers Vendors Payroll and HR **Financial** Reports Analytics Administration and Controls Documents Setup Payments A/R A/P Sales Audit SuiteApps Support

Income Statement [View Detail](#)

FINANCIAL ROW	- NO CLASS	LEASES	MAINTENANCE & SERVICE	OTHER SALES	OTHER SERVICES	TOTAL
	Amount	Amount	Amount	Amount	Amount	Amount
Ordinary Income/Expense						
Income						
4000 - Sales						
4210 - Revenue - Services	\$0.00	\$942.00	\$1,499,257.28	\$178,203.04	\$374,855.00	\$2,053,257.32
4310 - Revenue - Products	\$0.00	\$0.00	\$22,400.00	\$0.00	\$0.00	\$22,400.00
Total - 4000 - Sales	\$0.00	\$942.00	\$1,521,657.28	\$178,203.04	\$374,855.00	\$2,075,657.32
Total - Income	\$0.00	\$942.00	\$1,521,657.28	\$178,203.04	\$374,855.00	\$2,075,657.32
Cost Of Sales						
5000 - Cost of Goods Sold						
5000 - Cost of Goods Sold	\$0.00	\$0.00	\$0.00	\$0.00	\$50,000.00	\$50,000.00
5220 - Overtime	\$0.00	\$0.00	\$10,345.31	\$0.00	\$0.00	\$10,345.31
5310 - Purchases	\$0.00	\$0.00	\$870,840.40	\$113,691.48	\$208,139.00	\$1,192,670.88
5340 - Inventory Variance	\$0.00	\$0.00	(\$22,034.00)	\$0.00	\$0.00	(\$22,034.00)
Total - 5000 - Cost of Goods Sold	\$0.00	\$0.00	\$859,151.70	\$113,691.48	\$258,139.00	\$1,230,982.18
Total - Cost Of Sales	\$0.00	\$0.00	\$859,151.70	\$113,691.48	\$258,139.00	\$1,230,982.18
Gross Profit	\$0.00	\$942.00	\$662,505.57	\$64,511.56	\$116,716.00	\$844,675.13
Expense						
6000 - Expenses						
6050 - Selling Expenses						
6060 - Advertising	\$0.00	\$0.00	\$11,111.84	\$0.00	\$0.00	\$11,111.84
6070 - Commission Expense	\$0.00	\$0.00	\$72,251.73	\$0.00	\$0.00	\$72,251.73
Total - 6050 - Selling Expenses	\$0.00	\$0.00	\$83,363.58	\$0.00	\$0.00	\$83,363.58
6100 - G&A Expenses						
6210 - Salaries & Wages	\$0.00	\$0.00	\$163,252.84	\$0.00	\$10,000.00	\$173,252.84
6230 - Payroll Expenses	\$0.00	\$0.00	\$1,352.10	\$0.00	\$0.00	\$1,352.10
6240 - Supplies Expense	\$0.00	\$0.00	\$3,549.49	\$0.00	\$0.00	\$3,549.49
6250 - Automobile Expense	\$0.00	\$0.00	\$2,433.80	\$0.00	\$0.00	\$2,433.80
6260 - Training Expense	\$0.00	\$940.32	\$6,760.62	\$0.00	\$0.00	\$7,700.93
6310 - Insurance Expense						
6311 - Liability	\$0.00	\$0.00	\$5,408.48	\$0.00	\$0.00	\$5,408.48
6312 - Workers' compensation	\$0.00	\$0.00	\$2,253.54	\$0.00	\$0.00	\$2,253.54
Total - 6310 - Insurance Expense	\$0.00	\$0.00	\$7,662.02	\$0.00	\$0.00	\$7,662.02
6320 - Dues & Subscriptions	\$0.00	\$0.00	\$1,892.97	\$0.00	\$0.00	\$1,892.97
6330 - Bank Service Charges	\$0.00	\$0.00	\$1,352.10	\$0.00	\$0.00	\$1,352.10
6340 - Postage & Delivery	\$0.00	\$0.00	\$2,974.67	\$0.00	\$0.00	\$2,974.67
6370 - Legal Fees	\$0.00	\$0.00	\$1,216.88	\$0.00	\$0.00	\$1,216.88
6400 - T&E Expenses						
6410 - Business Meets & Entertainment	\$0.00	\$0.00	\$1,442.23	\$0.00	\$0.00	\$1,442.23
6420 - Accommodations	\$0.00	\$0.00	\$4,507.08	\$0.00	\$0.00	\$4,507.08
6430 - Airfare	\$0.00	\$0.00	\$7,211.32	\$0.00	\$0.00	\$7,211.32
6440 - Meals - Employees	\$0.00	\$0.00	\$3,605.64	\$0.00	\$0.00	\$3,605.64

PERIOD This Period FROM Nov 2021 TO Nov 2021 SUBSIDIARY CONTEXT Parent (Consolidated) COLUMN Class

Refresh Customize

FORV/S

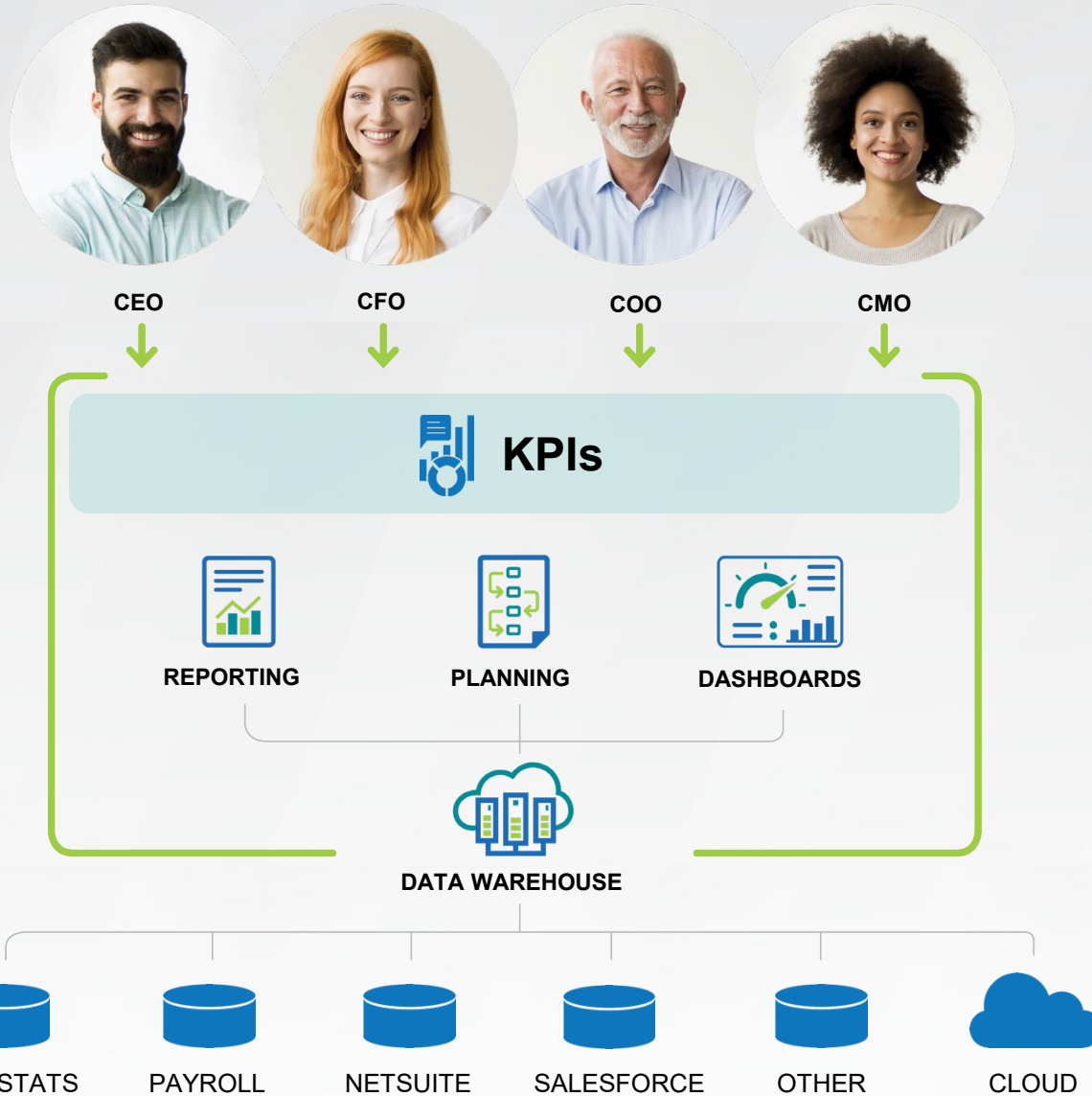
Solver Overview



FORV/S

FORVIS is a trademark of FORVIS, LLP, registered with the U.S. Patent and Trademark Office.

Solver can provide key insights across the organization.



Complete Insight ...

Faster, Better Decisions

Key Benefits

- Single cloud portal & database
- Rapid configuration with templates
- Quick time to value
- Combines the best of CPM & BI

Solver Apps

- Process automation
- KPIs & alerts
- Dashboards
- Reporting & consolidation
- Budgeting & forecasting
- Intelligent Data Warehouse
- Marketplace with templates
- Data source connectors

Integrations

Solver Cloud

Pre-Built Solver Connectors

- File-based loading (always included)
- Acumatica
- Dynamics 365 F&SCM/BC/Sales
- Dynamics NAV/GP/SL/AX (Gateway)
- Google Analytics
- **NetSuite**
- Power BI (connector loading data from Solver)
- Quickbooks Online
- Sage Intacct (API), Sage 100, 300, 500, X3 (Gateway)
- Salesforce
- SAP Business One SQL/Hana, SAP ByDesign
- Solver Gateway: Connectivity to any on-premise or private cloud SQL/Oracle data source

Other Integrations: Contact Solver for more information

FORV/S

Solver Hybrid Cloud

Live Cloud Reporting For On-Premise ERPs

- Dynamics GP/NAV/SL
- Sage 500/300/100 (SQL)
- SAP B1 (SQL)

Solver Reporting

Advanced Financial
Reporting

Consolidation of
Non-NetSuite
Entities

Advanced
Consolidation,
Currency, &
Eliminations

Historical Data
Migration

Multi-Data Source
Reporting &
Analytics

Solver Reporting Features

Multiple Data Sources

Excel Experience

Filtering & Grouping

Built-In & Custom Drill Down

Publishing & Archiving

Roll-Up Trees

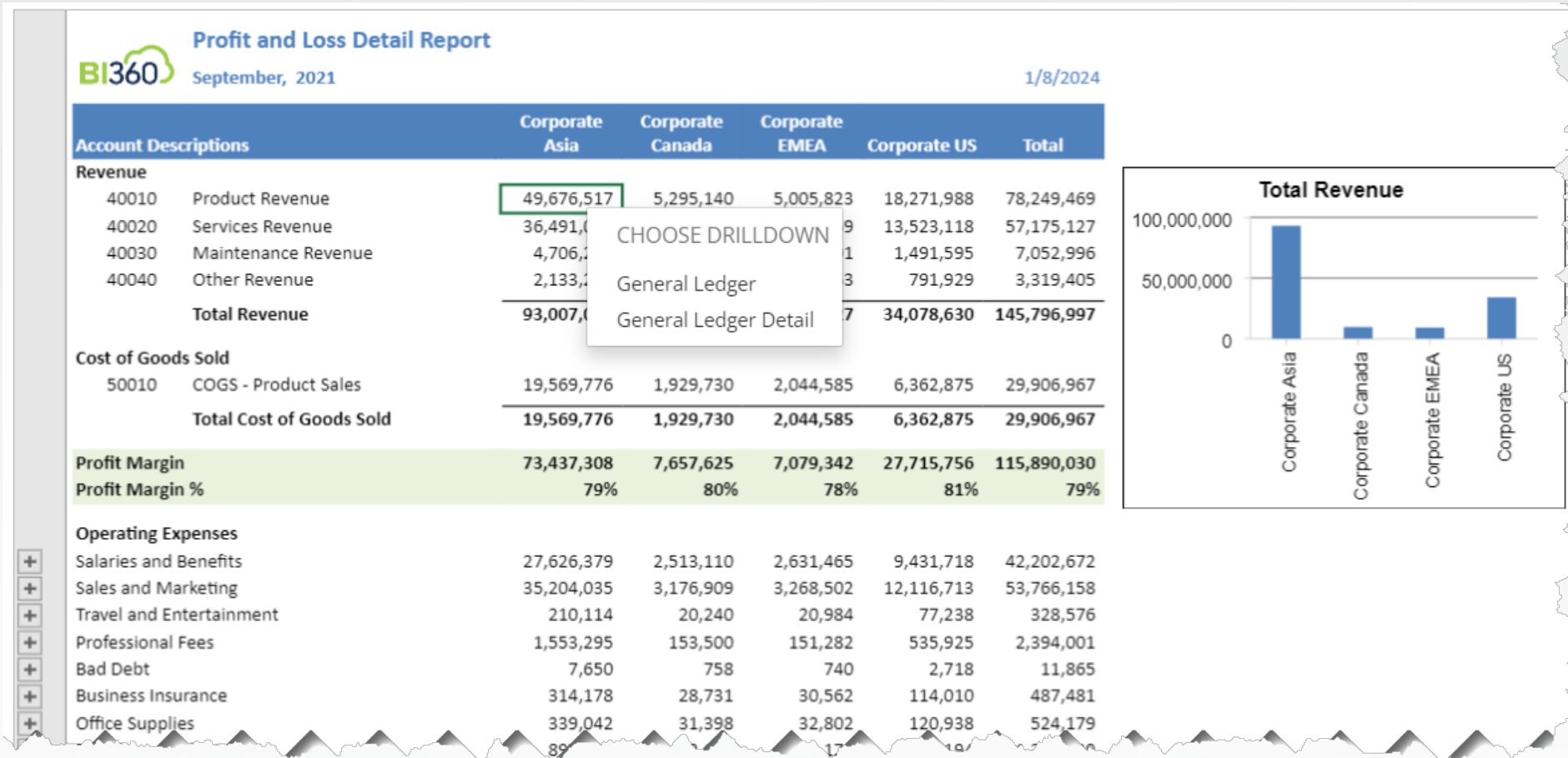
FORV/S

The Path to a Report



FORV/S

Report Viewing Experience



Solver Report Design Experience

Report Designer

Charles Allen | Data Warehouse

Design | Run

Search...

General Ledger

- General Ledger
- General Ledger Detail
- Line Item Details

- General Ledger
- Accounts Payable
- Accounts Receivable
- Capital
- Payroll

Account Descriptions		[Child Description]	Total
Revenue			
[Account]	[Account Description]	#VALUE!	0
Total Revenue			0
Cost of Goods Sold			
[Account]	[Account Description]	nthly Amount]	0
Total Cost of Goods Sold			0
Profit Margin			0
Profit Margin %			0%
Operating Expenses			
lup Level 1]			0
Total Expenses			0
EBITDA			0
EBITDA %			0%
Other Expenses			
[Account]	[Account Description]	nthly Amount]	0
Total Other Expenses			0
Net Income			#VALUE!
Net Income %			0%

Layout Editor

Row 7

Expanding Limit: 0

Display blank records

Drag fields into area below to create filters

- Account

Rollup Level 1 In 'R1. Revenue'

Filters Grouping/Sorting Period Aggregation



A blackboard with white chalk text. The text is arranged in three lines: "DON'T", "TELL ME...", and "...SHOW ME!". The background of the blackboard is dark and textured, with some faint, illegible markings. The text is written in a casual, hand-drawn style.

DON'T
TELL ME...
...SHOW ME!

FORV/S

Data Visualizations

FORV/S

FORVIS is a trademark of FORVIS, LLP, registered with the U.S. Patent and Trademark Office.

Data Visualizations

Excel Charts

Power BI

Tableau

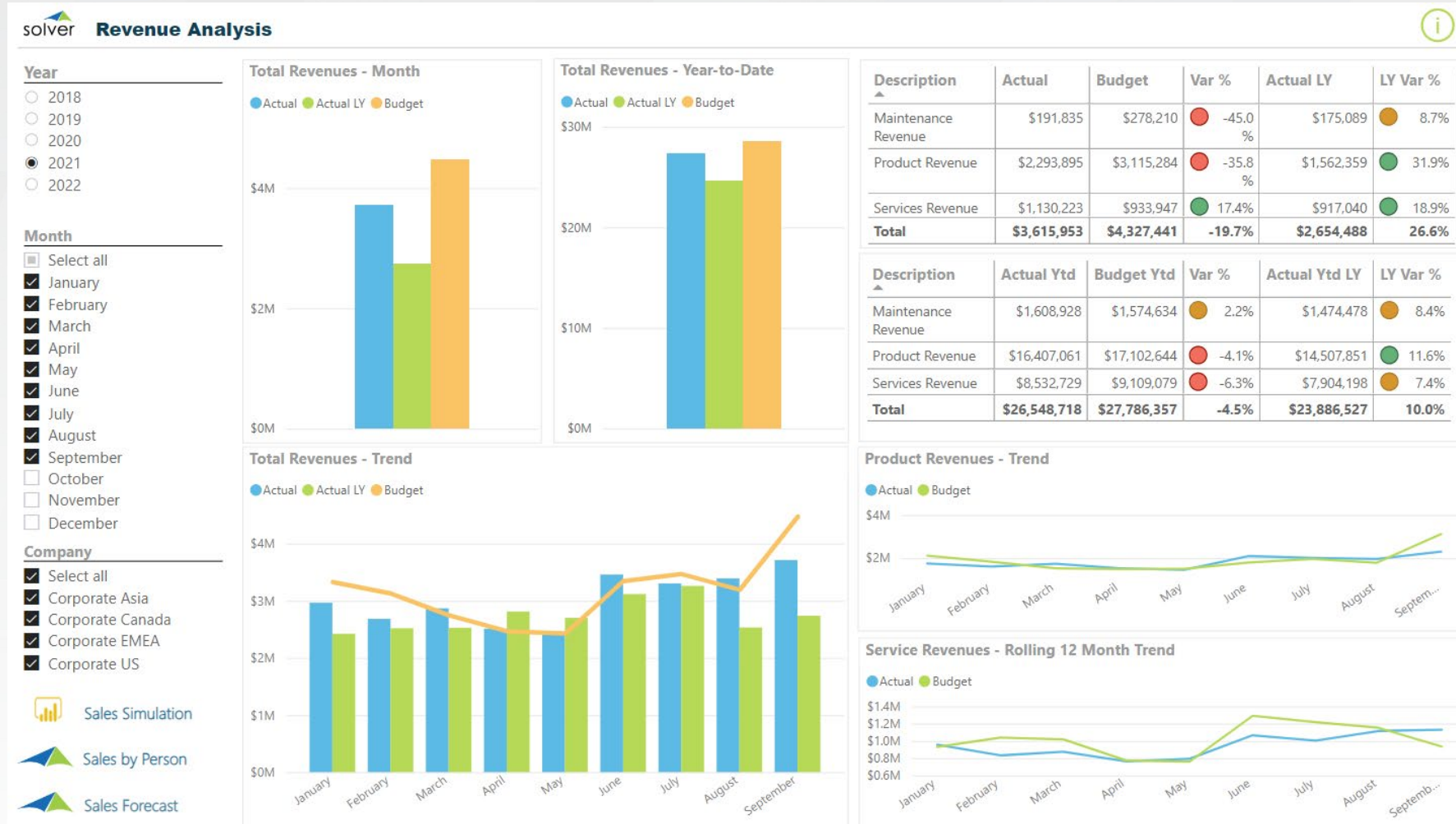
Data Visualizations

Cash Flow Root-Cause Analysis

Trending 13 months & Year-To-Date vs. Last Year Variance
For Period Ending September 30, 2021



Data Visualizations



Other Features

- Ad Hoc Reporting
- Power BI Connector
- Planning, Budgeting, & Forecasting
- Workflows

What's Next

WEBINAR

Answer Business Questions
Quickly With Solver Ad Hoc Reporting

Wednesday, February 28 • 10–11 a.m. ET

FORVIS

Join us on February 28!

Questions?

Business Technology Solutions



ORACLE NETSUITE
Solution Provider

ORACLE NETSUITE
BPO Partner

FORV/S

FORVIS is a trademark of FORVIS, LLP, registered with the U.S. Patent and Trademark Office.

Thank you!

forvis.com

The information set forth in this presentation contains the analysis and conclusions of the author(s) based upon his/her/their research and analysis of industry information and legal authorities. Such analysis and conclusions should not be deemed opinions or conclusions by FORVIS or the author(s) as to any individual situation as situations are fact specific. The reader should perform its own analysis and form its own conclusions regarding any specific situation. Further, the author(s) conclusions may be revised without notice with or without changes in industry information and legal authorities.

FORVIS is a trademark of FORVIS, LLP, registered with the U.S. Patent and Trademark Office. © 2023 FORVIS, LLP. All rights reserved.

FORVIS

Assurance / Tax / Consulting