

FORVIS



Reporting & Planning for Business Central Using Solver

September 22, 2022

TO RECEIVE CPE CREDIT

- **Individuals**

- Participate in entire webinar
- Answer polls when they are provided

- **Groups**

- Group leader is the person who registered & logged on to the webinar
- Answer polls when they are provided
- Complete group attendance form
- Group leader sign bottom of form
- Submit group attendance form to cpecompliance@forvis.com within 24 hours of webinar

- If all eligibility requirements are met, each participant will be emailed their CPE certificate within 15 business days of webinar. Due to the large volume of certificates of completion issued, requests to re-issue lost or misplaced certificates will be honored up to 60 days following the webinar

Presenter



Charles Allen
Senior Managing Consultant

713.499.4629
charles.allen@forvis.com

Objectives

- Describe how Solver works with BC
- Demonstrate how Solver can handle multiple types of data for reporting
- Explain how input forms can be used to create budgets & forecasts

AGENDA

9:00 a.m. ● What Is Solver & Why Should I Consider It?

9:10 a.m. ● Getting Started with QuickStart

9:20 a.m. ● Going Beyond Account Schedules

9:35 a.m. ● Planning for the Future

What Is Solver & Why Should I Consider It?

FORV/S

Solver Architecture

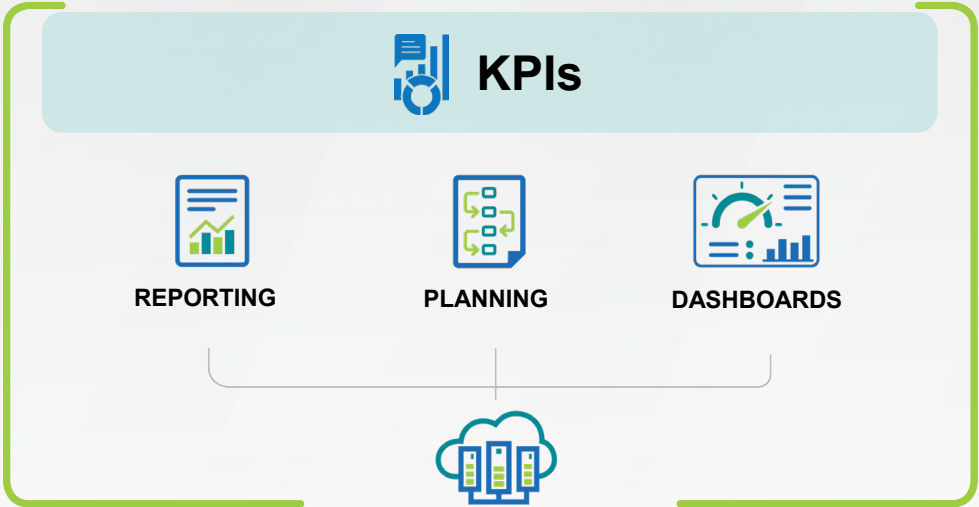


CEO

CFO

COO

CMO



WEB STATS



PAYROLL



ERP



CRM



OTHER



CLOUD

FORVIS

A Complete CPM Solution

Financial Statements, Operational Reports, Financial Consolidation, Planning, Budgeting, Forecasting, Workflows, & Data Analysis

AVAILABLE

- Azure Private Tenant Cloud (IaaS)
- Azure Multi-tenant Cloud (SaaS)
- On-Premise

MICROSOFT PLATFORM POWERED BY Solver

- Microsoft Azure
- Microsoft Windows
- Microsoft SQL Server
- Office 365 (Excel)
- Power BI
- Dynamics 365 (ERP & CRM)

SOLVER LICENSING

- Subscription
- One-time License Fee

USE AS PREFERRED

- Modular Solution
- Buy What You Need



Why Consider Solver for Reports?

Consolidations

Publish-Ready
Reports

Report
Distribution

Statistical &
Non-Financial
Data Not in BC

One Tool for
All Reporting

Template
Marketplace

Archived
Reports

Integration
with Power BI

Why Consider Solver for Budgeting?

Input Forms

Non-Financial
Budget Data

Online Access

Immediate
Actual vs.
Budget
Reporting

Line-Item
Details

Spreading

Workflow

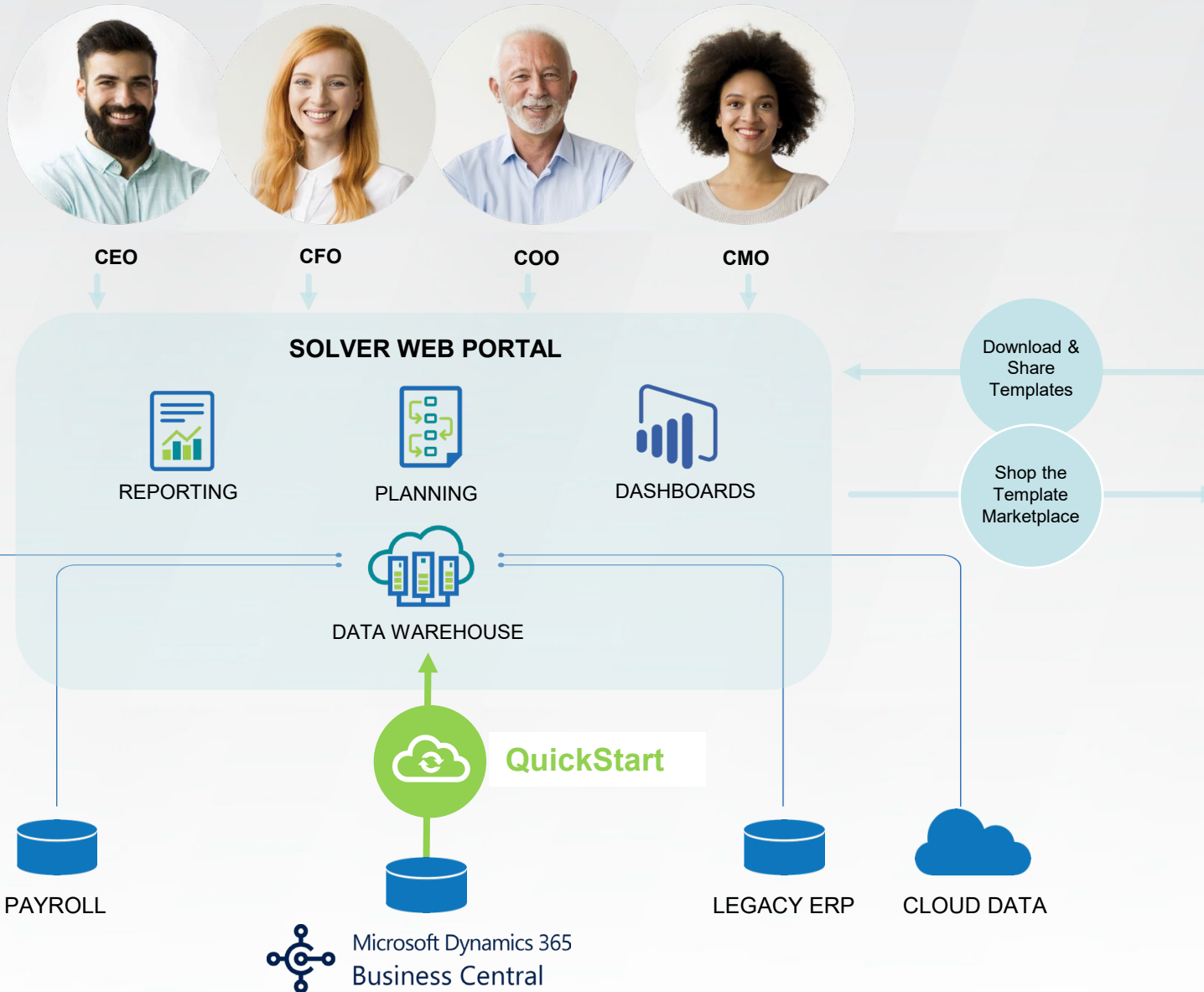
Multiple
Scenarios

Getting Started with QuickStart

FORV/S

FORVIS is a trademark of FORVIS, LLP, registration of which is pending with the U.S. Patent and Trademark Office

Solver QuickStart & Template Marketplace

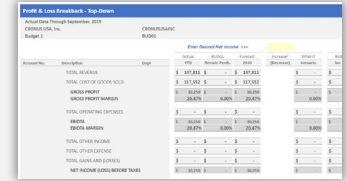
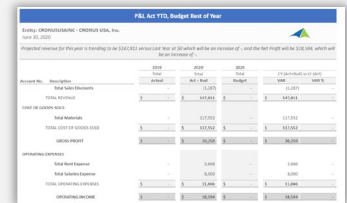


FORV/S

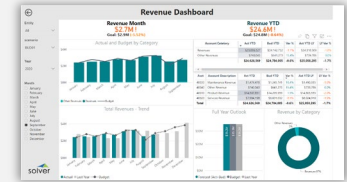
Microsoft Dynamics 365 Business Central

Template Marketplace

Plug-&-play reports, budgeting & forecasting models, & over 50 Power BI Dashboards



Dashboard Category	Revenue	Expenses	Margins	Budget Short	KPIs
Variance Mth and YTD	<input type="checkbox"/>	<input type="checkbox"/>	<input type="checkbox"/>	<input type="checkbox"/>	<input type="checkbox"/>
Exceptions	<input type="checkbox"/>	<input type="checkbox"/>	<input type="checkbox"/>	<input type="checkbox"/>	<input type="checkbox"/>
Budget Analysis	<input type="checkbox"/>	<input type="checkbox"/>	<input type="checkbox"/>	<input type="checkbox"/>	<input type="checkbox"/>
Auto Forecast	<input type="checkbox"/>	<input type="checkbox"/>	<input type="checkbox"/>	<input type="checkbox"/>	<input type="checkbox"/>
Combo Bar and Trend	<input type="checkbox"/>	<input type="checkbox"/>	<input type="checkbox"/>	<input type="checkbox"/>	<input type="checkbox"/>
24 Month Trend	<input type="checkbox"/>	<input type="checkbox"/>	<input type="checkbox"/>	<input type="checkbox"/>	<input type="checkbox"/>
36 Month Trend	<input type="checkbox"/>	<input type="checkbox"/>	<input type="checkbox"/>	<input type="checkbox"/>	<input type="checkbox"/>
48 Month Trend	<input type="checkbox"/>	<input type="checkbox"/>	<input type="checkbox"/>	<input type="checkbox"/>	<input type="checkbox"/>
Q Quarter Rolling	<input type="checkbox"/>	<input type="checkbox"/>	<input type="checkbox"/>	<input type="checkbox"/>	<input type="checkbox"/>
Business Comparison	<input type="checkbox"/>	<input type="checkbox"/>	<input type="checkbox"/>	<input type="checkbox"/>	<input type="checkbox"/>
Internal Benchmarking	<input type="checkbox"/>	<input type="checkbox"/>	<input type="checkbox"/>	<input type="checkbox"/>	<input type="checkbox"/>



Step 1

Configure ERP Integration Using QuickStart



QUICKSTART STEP 1

Sign into your Account

Connect to D365 Business Central

Sales Demo
salesdemo@b1360.com

Select Environment

Production

Select Company

CRONUS USA, Inc.

QUICKSTART STEP 3


Map your chart of Accounts

Category Code	Category Description
Balance Sheet	
Assets	
Current Assets	
CASH	Cash
ACCOUNTSRECEIVABLE	Accounts Receivable
Noncurrent Assets	
Liabilities	
Current Liabilities	
Noncurrent Liabilities	
LONGTERMLIABILITIES	Long Term Liabilities
Owners Equity	

Order categories

Please fill out all Category Descriptions before dragging and dropping to order the categories to the list on the left.

Category Code	Category Description
ASSETS	Assets
CURRENTASSET	Current Assets
PREPAIDEXPEI	Prepaid Expenses
INVENTORY	Inventory
FIXEDASSETS	Fixed Assets
EQUIPMENT	Equipment
ACCUMULATE	Accumulated Depreciation
LIABILITIES	Liabilities
CURRENTLIAB	Current Liabilities



Your Job is processing!

It might take a while for your data to load. Please click 'Go to Jobs' to navigate to the Jobs page for an update on your Job status

[GO TO JOBS](#)

Step 2

“Shop” Free Templates in the Marketplace



The screenshot displays the Solver Template Marketplace interface. The browser address bar shows the URL: <https://demo.app.solverglobal.com/marketplace>. The page title is "Template Marketplace".

The interface features a dark sidebar on the left with the following navigation items:

- Home
- Process Manager **BETA**
- REPORTING
 - Report Templates
 - Publisher
 - Report Archive
- PLANNING
 - Input Templates
 - Input Flow
 - Workflows
 - Assignments
- Template Marketplace**
- Data Warehouse
- Settings

The main content area is titled "Reporting" and "Planning". It includes a search bar and an "Empty" cart icon. The marketplace displays several report templates, each with a preview of the report data and an "Add to install" button.

Visible templates include:

- R010 - Trial Balance
- R100 - P&L - Variance
- R102 - P&L - Act YTD, Budget Rest of Year

Each template card also includes a "See details" link.

Step 3

Start Using Reports & Dashboards



Data Warehouse

Report parameters

Auto-refresh: Off

P&L Variance

Entity: SUS - Corporate US
April 30, 2021

Projected revenue for this year is trending to be \$17,531,725 versus Last Year at \$16,557,215 which will be an increase of 5.8%, and the Net Profit will be \$628,655, which will be an increase of 185.1%

Account No.	Description	Apr - 2021	Apr - 2020	Apr - 2021	CY (CP Act) vs LY (CP Act)		CY (CP Act) vs CY (CP Bud)		2021	2021
		CP Actual	CP Actual	CP Budget	Variance	Variance %	Variance	Variance %	Act + Bud	Total Budget
REVENUE										
40010	Product Revenue	796,713	775,262	737,596	21,453	▲2.69%	59,117	▲7.42%	10,108,532	10,016,116
40020	Services Revenue	367,354	409,218	373,026	(102,120)	▼27.81%	(5,872)	▼1.66%	5,950,699	6,127,229
40030	Maintenance Revenue	76,516	76,809	58,459	107	▲0.14%	38,457	▲33.00%	912,782	912,778
	Total Sales Revenue	1,240,583	1,321,345	1,169,081	(80,561)	▲6.49%	71,703	▲5.78%	17,018,013	17,056,244
	Total Other Revenues	35,894	44,005	38,329	(8,111)	▼22.60%	(2,435)	▼6.78%	498,713	498,119
	TOTAL REVENUE	\$ 1,276,477	\$ 1,365,350	\$ 1,207,410	\$(88,672)	▼6.50%	69,267	▲5.43%	\$ 17,531,725	\$ 17,546,444
COST OF GOODS SOLD										
	Total Cost of Sales	258,414	251,809	281,141	6,006	▲2.50%	(22,727)	▼8.79%	3,665,476	3,641,115
	TOTAL COST OF GOODS SOLD	\$ 258,414	\$ 251,809	\$ 281,141	\$ 6,006	▲2.50%	\$(22,727)	▼8.79%	\$ 3,665,476	\$ 3,641,115
	GROSS PROFIT	\$ 1,018,288	\$ 1,113,541	\$ 926,269	\$(95,278)	▼8.58%	\$ 91,994	▲9.03%	\$ 13,866,249	\$ 13,905,229
OPERATING EXPENSES										
	Total Salaries and Benefits	372,476	410,326	353,421	(37,850)	▼9.21%	19,055	▲4.62%	5,083,386	5,003,911
62010	Marketing	437,378	462,021	390,101	(24,844)	▼5.38%	47,077	▲10.77%	6,110,127	6,007,011
62020	Conferences and seminars	3,354	4,251	3,717	(893)	▼20.98%	47	▲1.25%	52,829	52,348
62030	Advertising	1,354	1,432	1,301	(79)	▼5.52%	53	▲3.89%	18,334	18,334
62040	Gift and donations	134	139	128	(6)	▼4.30%	6	▲4.12%	1,826	1,826
	Total Sales and Marketing	442,429	467,744	395,247	(25,315)	▼5.72%	47,182	▲10.66%	6,183,116	6,080,101

Dashboard Category

Variance Mth and YTD

Exceptions

Budget Analysis

Auto Forecast

Combo (Var and Trend)

24 Month Trend

36 Month Trend

48 Month Trend

8 Quarter Rolling

Business Comparison

Internal Benchmarking

Revenues

Expenses

Margins

Balance Sheet

KPIs



**Show
Me!**



FORV/S

Going Beyond Account Schedules

FORV/S

FORVIS is a trademark of FORVIS, LLP, registration of which is pending with the U.S. Patent and Trademark Office

Using Templates from the Marketplace

P&L Act YTD, Budget Rest of Year						
Entity: SUS - Corporate US April 30, 2020						
<p>Projected revenue for this year is trending to be \$16,377,864 versus Last Year at \$16,167,715 which will be an increase of 1.3%, and the Net Profit will be \$361,561, which will be an decrease of -8.5%.</p>						
Account No.	Description	2019	2020	2020	CY (Act+Bud) vs LY (Act)	
		Total Actual	Total Act + Bud	Total Budget	VAR	VAR %
REVENUE						
	Total Sales Revenue	15,701,144	15,953,592	16,422,262	252,449	▲ 1.58%
	Total Other Revenues	466,571	424,272	405,657	(42,299)	▼ 9.97%
	TOTAL REVENUE	\$ 16,167,715	\$ 16,377,864	\$ 16,827,920	\$ 210,150	▲ 1.28%
COST OF GOODS SOLD						
	Total Cost of Sales	3,268,635	3,446,174	3,402,189	177,538	▲ 5.15%
	TOTAL COST OF GOODS SOLD	\$ 3,268,635	\$ 3,446,174	\$ 3,402,189	\$ 177,538	▲ 5.15%
	GROSS PROFIT	\$ 12,899,079	\$ 12,931,691	\$ 13,425,731	\$ 32,611	▲ 0.25%
OPERATING EXPENSES						
	Total Salaries and Benefits	4,916,802	4,944,902	4,781,500	28,099	▲ 0.57%
	Total Sales and Marketing	5,685,448	5,663,870	5,620,106	(21,578)	▼ 0.38%

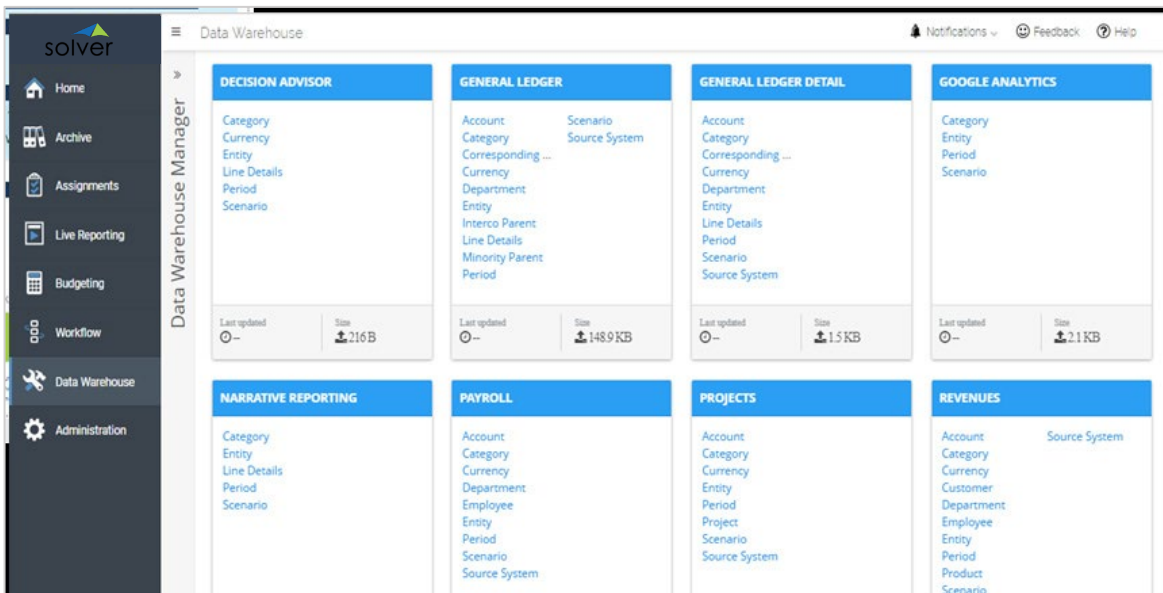
- The template is built using the StarGate dimension you mapped in Step 1
- The template can be modified using Report Designer
- GL, AP, AR, & Sales
- 78 templates for reports, planning templates, & dashboards



Power BI Connector

Solver makes it faster & easier to deploy & maintain Power BI dashboards

- Pre-built Solver connector & API
- Deliver fact & dimension data directly to Power BI
- Microsoft Azure cloud-based with a user-friendly web portal interface
- Combining Solver & Power BI brings together the best of both worlds in Business Intelligence (BI) & Corporate Performance Management (CPM)



**Show
Me!**



FORV/S

Planning for the Future

FORV/S

FORVIS is a trademark of FORVIS, LLP, registration of which is pending with the U.S. Patent and Trademark Office

**Show
Me!**



FORV/S



CONTINUING PROFESSIONAL EDUCATION (CPE) CREDIT



FORVIS, LLP is registered with the National Association of State Boards of Accountancy (NASBA) as a sponsor of continuing professional education on the National Registry of CPE Sponsors. State boards of accountancy have final authority on the acceptance of individual courses for CPE credit. Complaints regarding registered sponsors may be submitted to the National Registry of CPE Sponsors through its website: www.nasbaregistry.org

FORV/S

CPE CREDIT

- CPE credit may be awarded upon verification of participant attendance
- For questions, concerns, or comments regarding CPE credit, please email FORVIS at cpecompliance@forvis.com

WEBINAR

Thank you!

forvis.com

The information set forth in this presentation contains the analysis and conclusions of the author(s) based upon his/her/their research and analysis of industry information and legal authorities. Such analysis and conclusions should not be deemed opinions or conclusions by FORVIS or the author(s) as to any individual situation as situations are fact specific. The reader should perform its own analysis and form its own conclusions regarding any specific situation. Further, the author(s) conclusions may be revised without notice with or without changes in industry information and legal authorities. FORVIS has been registered in the U.S. Patent and Trademark Office, which registration is pending.

FORVIS

Assurance / Tax / Advisory