

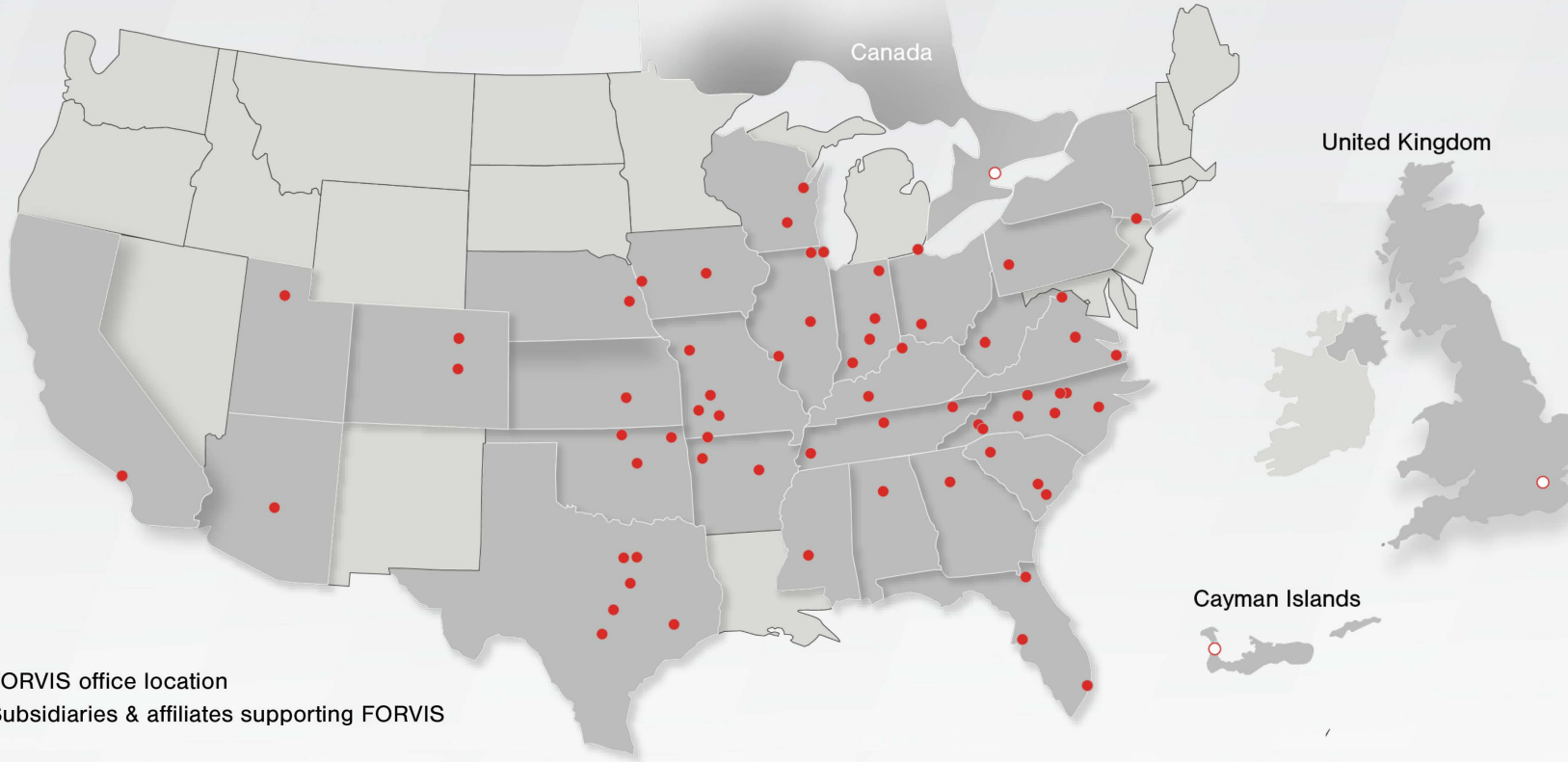
# FORVIS<sup>®</sup>

Business Technology Solutions

## Streamline Construction & Real Estate Reporting & Planning

February 22, 2024

# Global Presence & Reach



- FORVIS office location
- Subsidiaries & affiliates supporting FORVIS

## Subsidiaries & Affiliates Supporting FORVIS

- FORVIS Capital Advisors, LLC
- FORVIS Wealth Advisors, LLC
- FORVIS Global Advisory Canada ULC\*\*
- FORVIS Global Advisory Ltd. UK\*\*
- TALENT SHIFT, LLC

**FORVIS**

## By the Numbers

**Top 10**  
U.S. Public Accounting Firm \*

**27**  
States + Canada, U.K., & \*\*  
Cayman Islands

**10+**  
Industries

**68**  
Markets

**500+**  
Partners & Principals

**6,000+**  
Team Members



FORVIS is a member of Praxity™, an international alliance of independent accounting firms that offers multinational clients access to resources around the world.

# Business Technology Solutions

**FORVIS** provides enterprise resource planning (ERP) and customer relationship management (CRM) platform analysis, design, implementation, upgrade, training, and support services.

In addition, our Insights & Automation services include business intelligence (BI) and robotic process automation (RPA) assessments, implementations, and training.



We are an award-winning partner of Solver Global, which itself is highly rated by G2, a leading software marketplace.

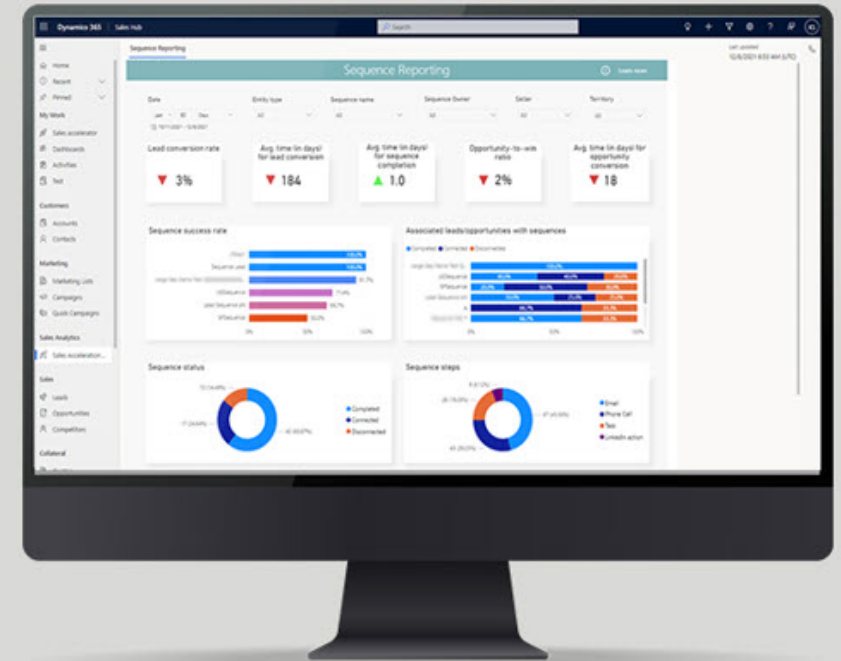
## FORVIS

Microsoft  
Partner

Sage Partner

ORACLE  
NETSUITE  
Solution Provider

salesforce  
PARTNER



From sales forecasting to financial reporting, learn what CRM and ERP technologies can do.

# Presenter



**Charles Allen**  
Senior Managing Consultant

713.499.4629  
charles.allen@forvis.com

---

# FORVIS<sup>®</sup>

Business Technology Solutions

## Streamline Construction & Real Estate Reporting & Planning

February 28, 2024

# Objectives

- Describe how data from different systems can be combined into one solution for a wide range of reporting & planning
- Demonstrate how reports can be created & shared with all areas of the organization
- Discuss how users can use planning templates to help manage their budgets & create forecasts

# Agenda

9 a.m. CT

● Introduction to Solver

---

9:05

● Constructing a Reporting Set

---

9:25

● Building Reports

---

9:35

● Planning for the Future

---

# Introduction to Solver

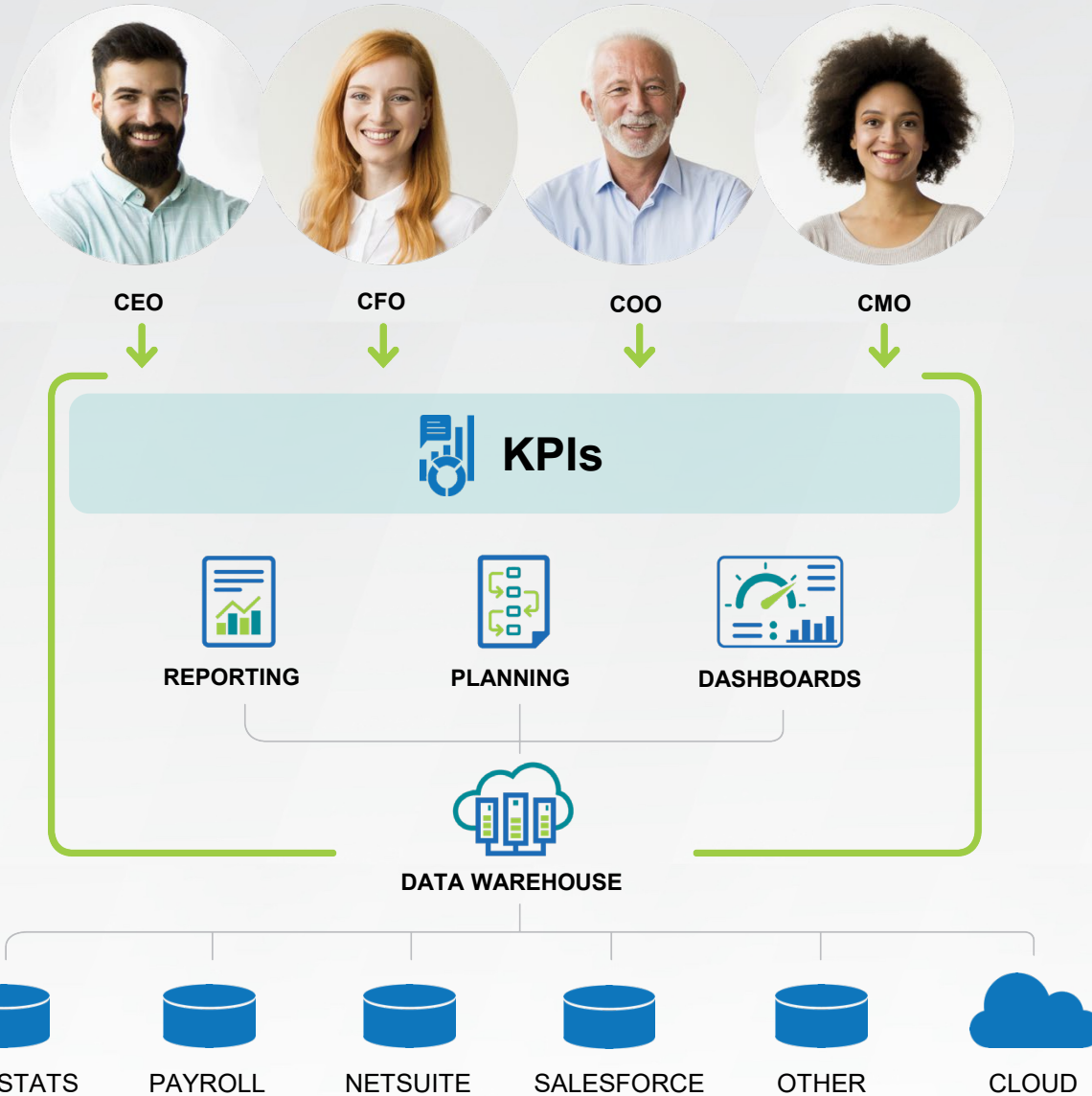
---

**FORV/S**

FORVIS is a trademark of FORVIS, LLP, registered with the U.S. Patent and Trademark Office.



Solver can provide key insights across the organization.



# Complete Insight ...

## Faster, Better Decisions

### Key Benefits

- Single cloud portal & database
- Rapid configuration with templates
- Quick time to value
- Combines the best of CPM & BI

### Solver Apps

- Process automation
- KPIs & alerts
- Dashboards
- Reporting & consolidation
- Budgeting & forecasting
- Intelligent Data Warehouse
- Marketplace with templates
- Data source connectors

# FORVIS

# Integrations

## **Solver Cloud**

### *Pre-Built Solver Connectors*

- File-based loading (always included)
- Acumatica
- Dynamics 365 F&SCM/BC/Sales
- Dynamics NAV/GP/SL/AX (Gateway)
- Google Analytics
- NetSuite
- Power BI (connector loading data from Solver)
- Quickbooks Online
- Sage Intacct (API), Sage 100, 300, 500, X3 (Gateway)
- Salesforce
- SAP Business One SQL/Hana, SAP ByDesign
- Solver Gateway: Connectivity to any on-premise or private cloud SQL/Oracle data source

Other Integrations: Contact Solver for more information

## **Solver Hybrid Cloud**

### *Live Cloud Reporting For On-Premise ERPs*

- Dynamics GP/NAV/SL
- Sage 500/300/100 (SQL)
- SAP B1 (SQL)

# Constructing a Reporting Set

---

**FORV/S**

FORVIS is a trademark of FORVIS, LLP, registered with the U.S. Patent and Trademark Office.

# What Is a Data Set?

- Collection of tables
- Organized for reporting
- Understandable by users

# Constructing a Reporting Set

Dimensions & Modules to store the data



Integrations to import the data



Rules for any data updates

# Constructing a Data Set

- Dimensions contain the master records
- Modules contain the transactions used in Solver & Power BI

GENERAL LEDGER	GENERAL LEDGER DETAIL	PROJECT	PURCHASES
Account Category Currency Customer Department Entity Location Period Project Scenario	Account Category Currency Customer Department Entity Location Period Project Scenario	Account Category Currency Customer Department Employee Entity Location Period Project	Account Category Currency Department Entity Location Period Project Scenario Vendor
Last updated -	Last updated -	Last updated -	Last updated -
Size <1 MB	Size <1 MB	Size <1 MB	Size <1 MB
TIMESHEETS			
Account Category Currency Department Employee Entity Location Period Project Scenario			
Last updated -			
Size <1 MB			

# Constructing a Data Set

- Import data
- Use connectors
- Can be scheduled using jobs

INTEGRATIONS

▶ | 📄 | ✎ | ⇄ | 🗑️

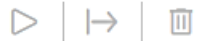
Name	Source	Status	La
Timesheets	File Import		
Projects	File Import		
General Ledger	File Import		

# Constructing a Data Set

- Used to update, create data
- Example: Update project summary from transaction details

RULES Transformations of Data

→| IMPORT



Name	Module	Status	Last Run ▼	Created By	Created On	Modified By	Last Modified
Committed_Costs	General Ledger			Charles Allen	02/08/2024 10:02 PM	Charles Allen	02/08/2024 10:02 PM



# Building Reports

---

**FORV/S**

FORVIS is a trademark of FORVIS, LLP, registered with the U.S. Patent and Trademark Office.

# Building Reports Using Solver

Build using Excel

Provide to users in a Portal

Share online & by email

# Building Reports Using Solver

## Real Estate - Sales by State in U.S. Market

SELECTED PERIOD: DECEMBER, 2020

SELECTED REALTOR AGENCY: 'B1360 REALTORS'



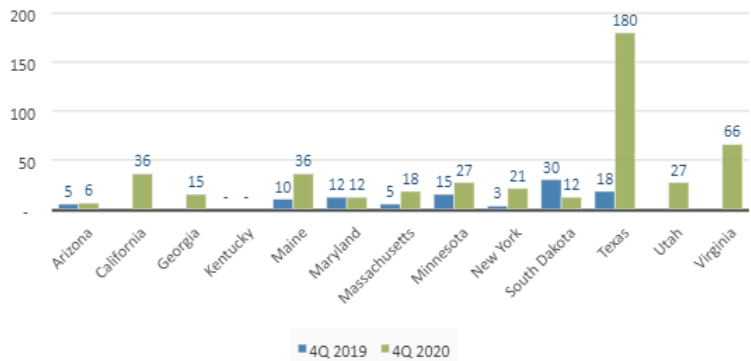
### Sold Units by State

State	Jan-Oct			State	4Q (Oct-Dec)		
	2019	2020	% Var.		4Q 2019	4Q 2020	% Var.
Arizona	18	16	-11%	Arizona	5	6	20%
California	-	14	N.A	California		36	N.A
Georgia	-	18	N.A	Georgia		15	N.A
Kentucky	248	-	-100%	Kentucky	-	-	N.A
Maine	22	54	145%	Maine	10	36	260%
Maryland	48	44	-8%	Maryland	12	12	0%
Massachusetts	10	22	120%	Massachusetts	5	18	260%
Minnesota	15	36	140%	Minnesota	15	27	80%
New York	9	15	67%	New York	3	21	600%
South Dakota	228	70	-69%	South Dakota	30	12	-60%
Texas	218	215	-1%	Texas	18	180	900%
Utah	-	50	N.A	Utah		27	N.A
Virginia	-	44	N.A	Virginia		66	N.A
<b>Grand Total</b>	<b>816</b>	<b>598</b>	<b>-27%</b>	<b>Grand Total</b>	<b>98</b>	<b>456</b>	<b>365%</b>

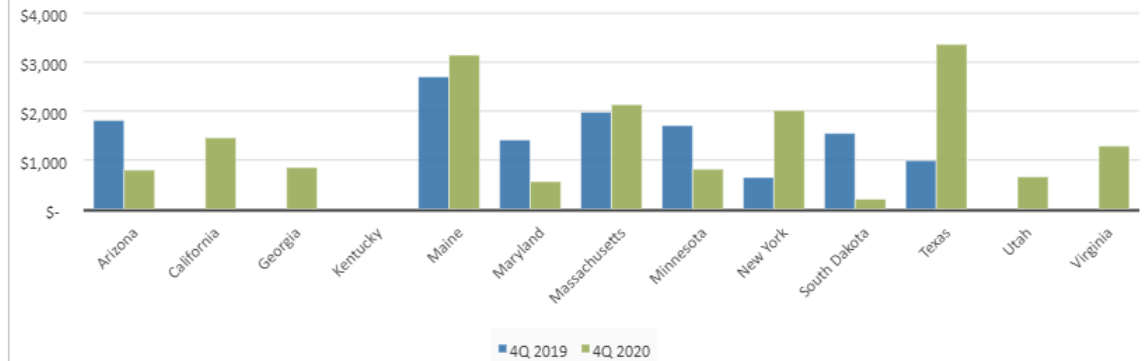
### US\$ Sales by State (in thousands)

State	Jan-Oct			State	4Q (Oct-Dec)		
	2019	2020	% Var.		4Q 2019	4Q 2020	% Var.
Arizona	\$ 4,341	\$ 5,924	36%	Arizona	\$ 1,811	\$ 794	-56%
California	\$ -	\$ 1,684	N.A	California	\$ -	\$ 1,455	N.A
Georgia	\$ -	\$ 2,661	N.A	Georgia	\$ -	\$ 846	N.A
Kentucky	\$ 15,057	\$ -	-100%	Kentucky	\$ -	\$ -	N.A
Maine	\$ 6,092	\$ 12,708	109%	Maine	\$ 2,702	\$ 3,144	16%
Maryland	\$ 5,781	\$ 5,189	-10%	Maryland	\$ 1,410	\$ 559	-60%
Massachusetts	\$ 3,230	\$ 27,778	760%	Massachusetts	\$ 1,976	\$ 2,131	8%
Minnesota	\$ 1,705	\$ 4,134	142%	Minnesota	\$ 1,705	\$ 813	-52%
New York	\$ 2,038	\$ 4,462	119%	New York	\$ 644	\$ 2,015	213%
South Dakota	\$ 11,445	\$ 3,747	-67%	South Dakota	\$ 1,545	\$ 199	-87%
Texas	\$ 11,310	\$ 12,270	8%	Texas	\$ 988	\$ 3,365	241%
Utah	\$ -	\$ 3,647	N.A	Utah	\$ -	\$ 656	N.A
Virginia	\$ -	\$ 2,571	N.A	Virginia	\$ -	\$ 1,285	N.A
<b>Grand Total</b>	<b>60,997</b>	<b>86,774</b>	<b>42%</b>	<b>Grand Total</b>	<b>12,781</b>	<b>17,263</b>	<b>35%</b>

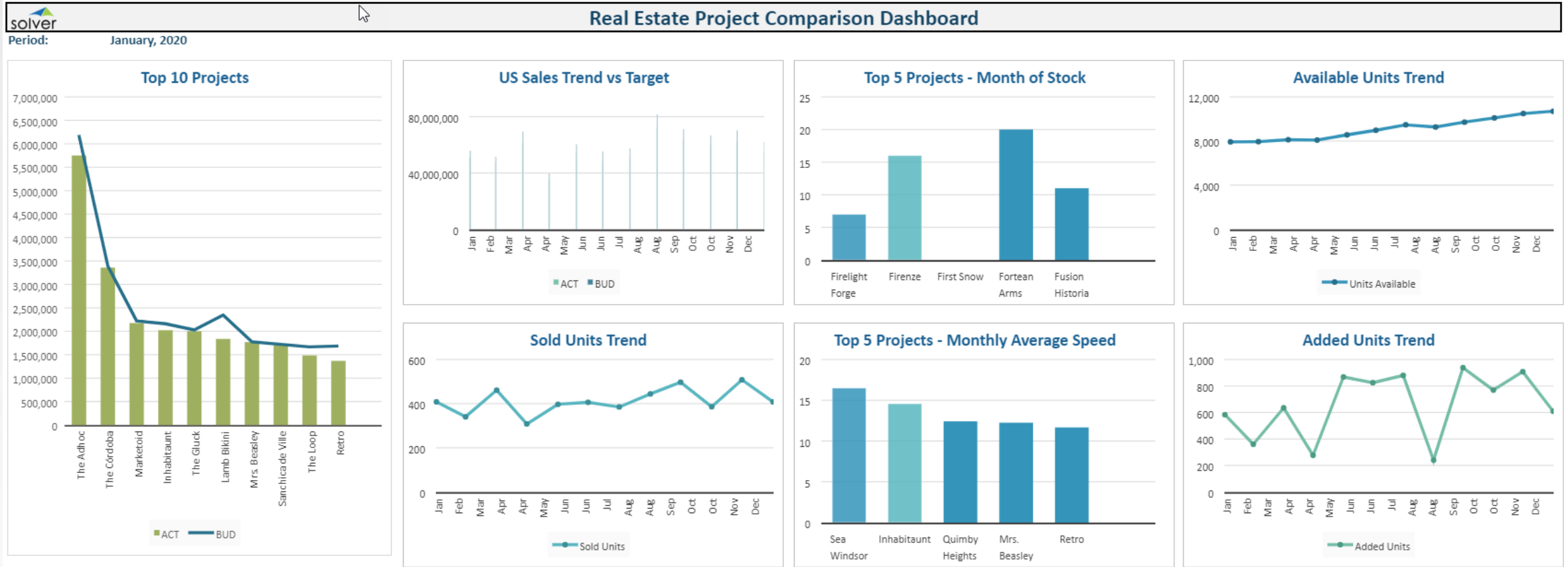
Sold Units by U.S. State - Current Quarter



US\$ Revenues by U.S. State - Current Quarter



# Building Reports Using Solver



# Reporting Using Power BI

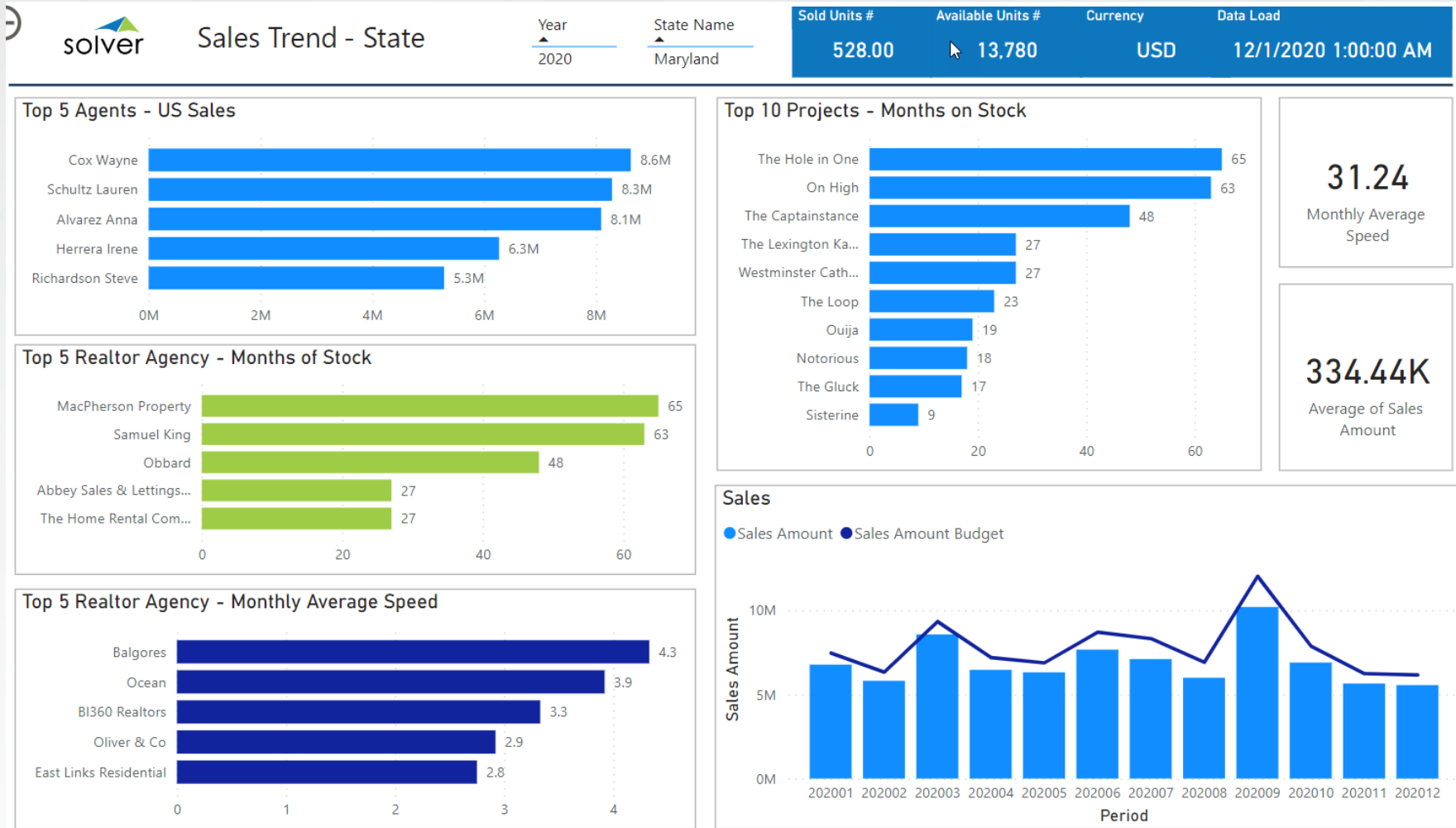
Create reports using Power BI Desktop

Publish reports to the Power BI Service

Share reports with users

Utilize mobile devices

# Power BI Reporting



# Planning for the Future

---

**FORV/S**

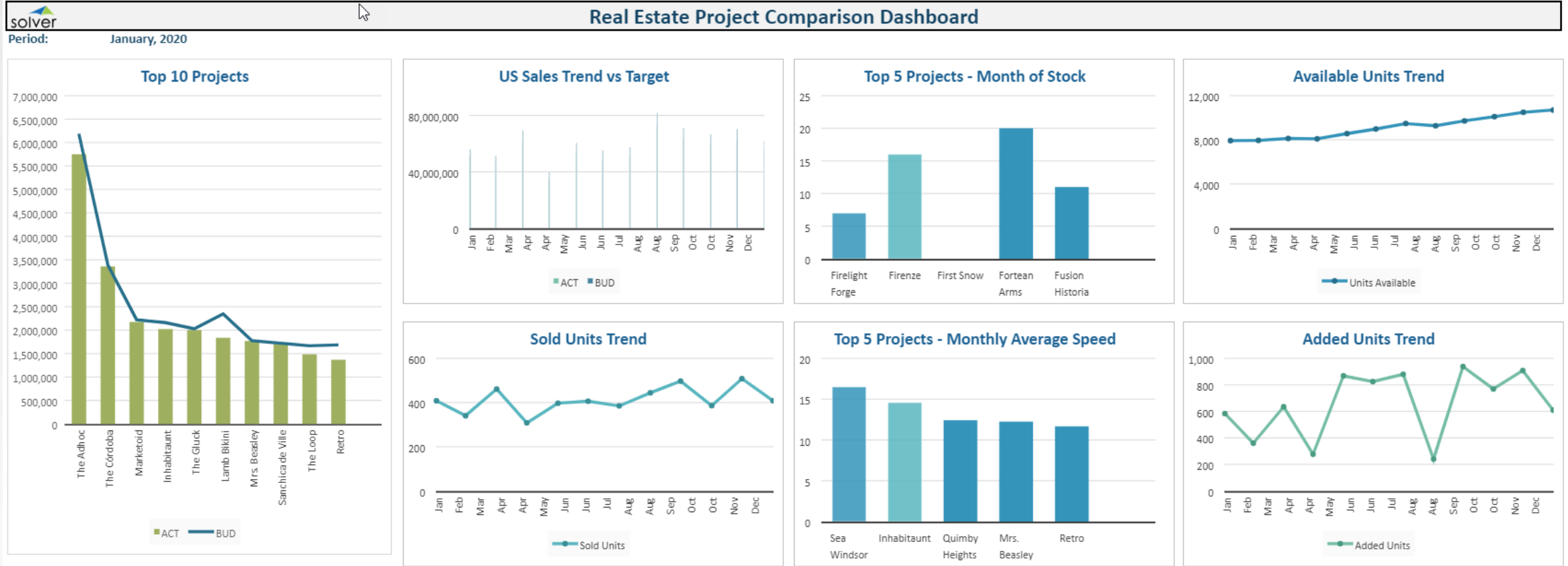
FORVIS is a trademark of FORVIS, LLP, registered with the U.S. Patent and Trademark Office.

# Planning for the Future

- Planning templates are built like reports
- Data is stored in the Data Warehouse
- Multiple forecasts & budget revisions can be created
- Input is online



# Planning for the Future

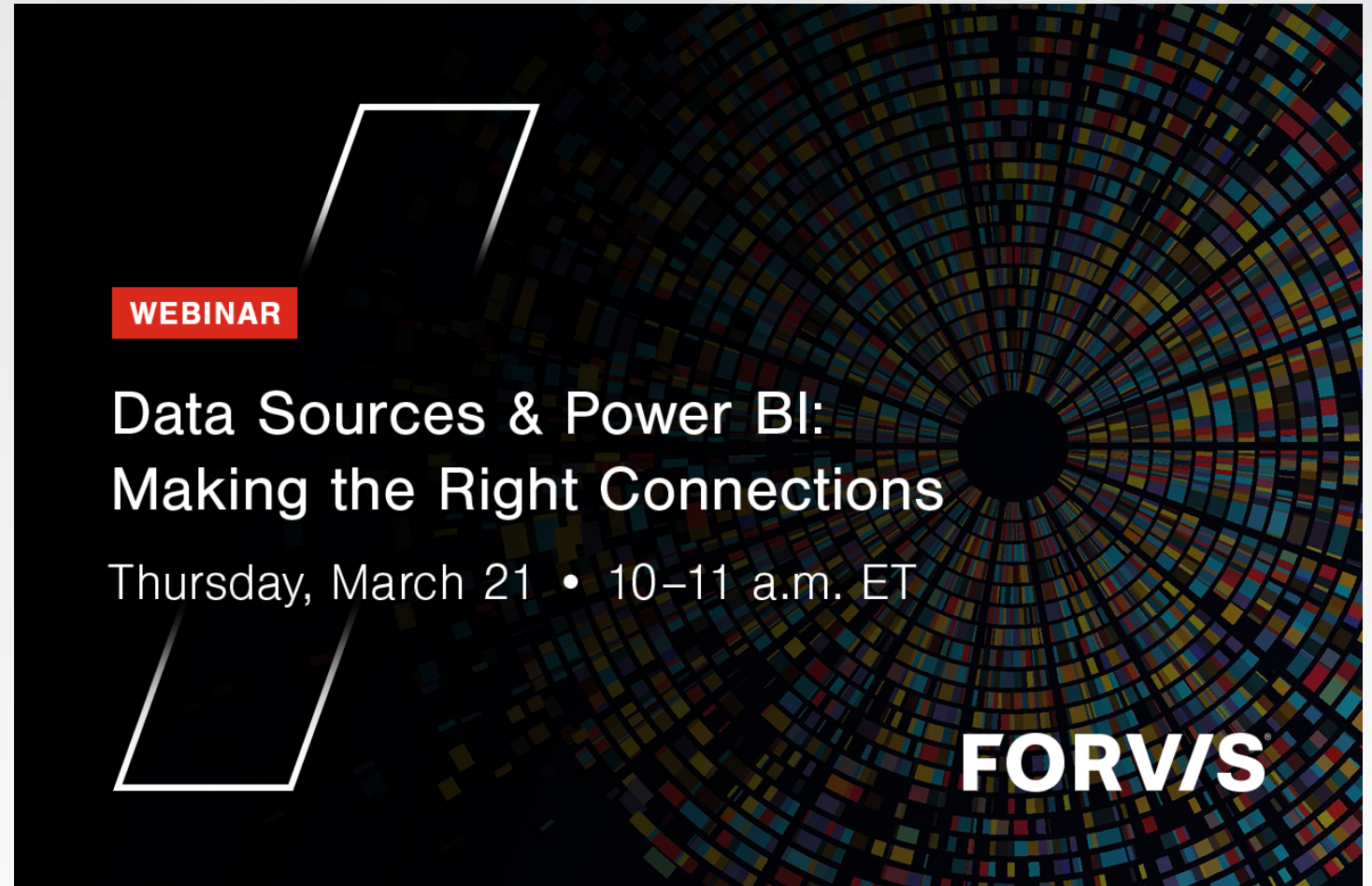


# What's Next

## Data Sources & Power BI: Making the Right Connections

Thursday, March 21

**FORV/S**



**WEBINAR**

**Data Sources & Power BI:  
Making the Right Connections**

Thursday, March 21 • 10–11 a.m. ET

**FORV/S**

# Questions?

---

**FORV/S**

FORVIS is a trademark of FORVIS, LLP, registered with the U.S. Patent and Trademark Office.

# Thank you!

[forvis.com](https://forvis.com)

The information set forth in this presentation contains the analysis and conclusions of the author(s) based upon his/her/their research and analysis of industry information and legal authorities. Such analysis and conclusions should not be deemed opinions or conclusions by FORVIS or the author(s) as to any individual situation as situations are fact specific. The reader should perform its own analysis and form its own conclusions regarding any specific situation. Further, the author(s) conclusions may be revised without notice with or without changes in industry information and legal authorities.

FORVIS is a trademark of FORVIS, LLP, registered with the U.S. Patent and Trademark Office. © 2023 FORVIS, LLP. All rights reserved.

# FORVIS

Assurance / Tax / Consulting