

FORVIS[®]

Business Technology Solutions

Streamline Budgeting & Reporting Processes in Higher Education

September 12, 2023

TO RECEIVE CPE CREDIT

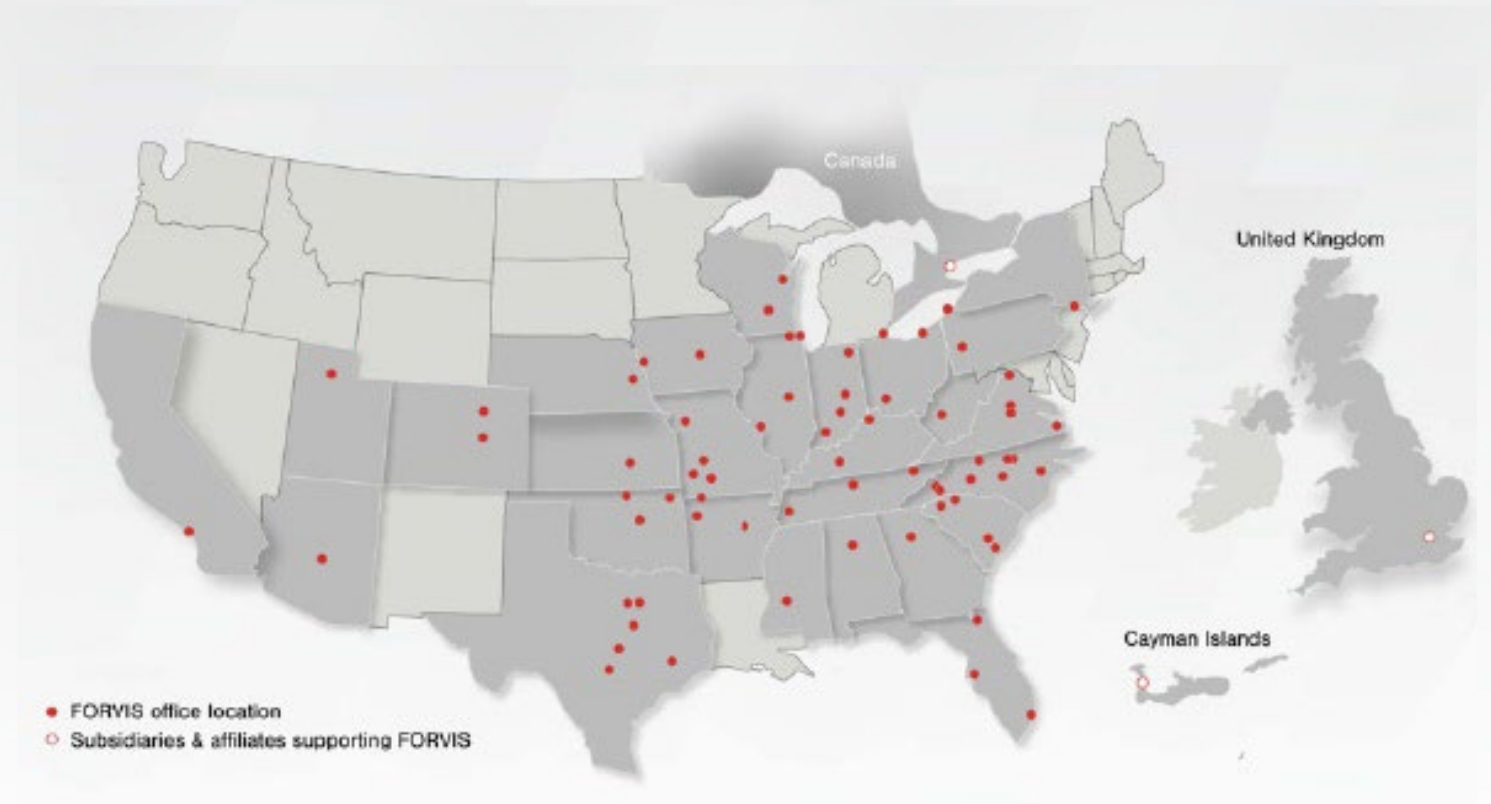
- **You must respond to at least 3 of the 4 polling questions per CPE hour**
- **You must be logged in for a minimum of 50 minutes per every CPE hour in order to receive CPE credit**

About FORVIS

Services

- Assurance
- Tax
- Consulting

FORVIS ranks among the nation's top 10 public accounting firms, helping unlock the potential of our clients, people, and communities. We deliver an **Unmatched Client Experience**[®] with assurance, tax, and consulting services that reflect our exceptional capabilities and uncommon commitment to excellence. Discover how our forward vision can help you prepare for what's next.



FORVIS

Business Technology Solutions

FORVIS' Business Technology Solutions can help support digital transformation across your organization with enterprise resource planning (ERP) and customer relationship management (CRM) platform analysis, design, implementation, upgrade, training, and support services.

In addition, our Insights & Automation services include business intelligence (BI) and robotic process automation (RPA) assessments, implementations, and training.

FORVIS

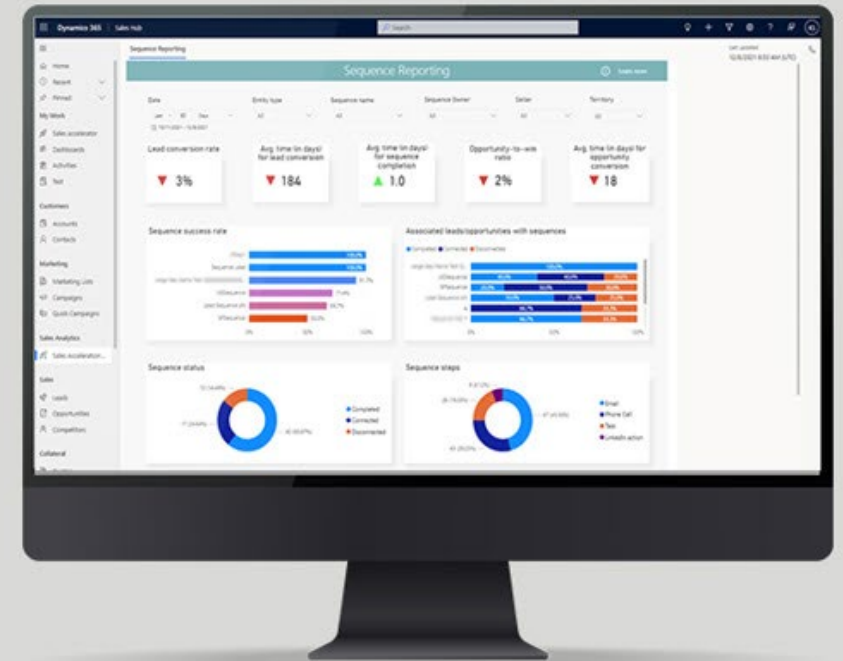
FORVIS is a trademark of FORVIS, LLP, registration of which is pending with the U.S. Patent and Trademark Office.

Microsoft
Partner

Sage Partner

ORACLE
NETSUITE
Solution Provider

salesforce
PARTNER



From sales forecasting to financial reporting,
learn what CRM and ERP technologies can do.

Meet the Presenter



Charles Allen

FORVIS Senior Managing Consultant

713.499.4629

charles.allen@forvis.com

FORVIS

Objectives

- Demonstrate how to develop reports using Solver
- Explain how to develop budgets using Solver
- Describe the interactive examples of dashboards designed to help universities & colleges

Agenda

- 9:00 a.m. CT ● SOLV101: Introduction to Solver

- 9:10 a.m. ● RPT101: Principles of Reporting

- 9:30 a.m. ● PLAN102: Fundamentals of Planning

- 9:40 a.m. ● DASH105: Dashboards & Visualizations

Introduction to Solver

FORV/S

FORVIS is a trademark of FORVIS, LLP, registration of which is pending with the U.S. Patent and Trademark Office.

Introduction to Solver

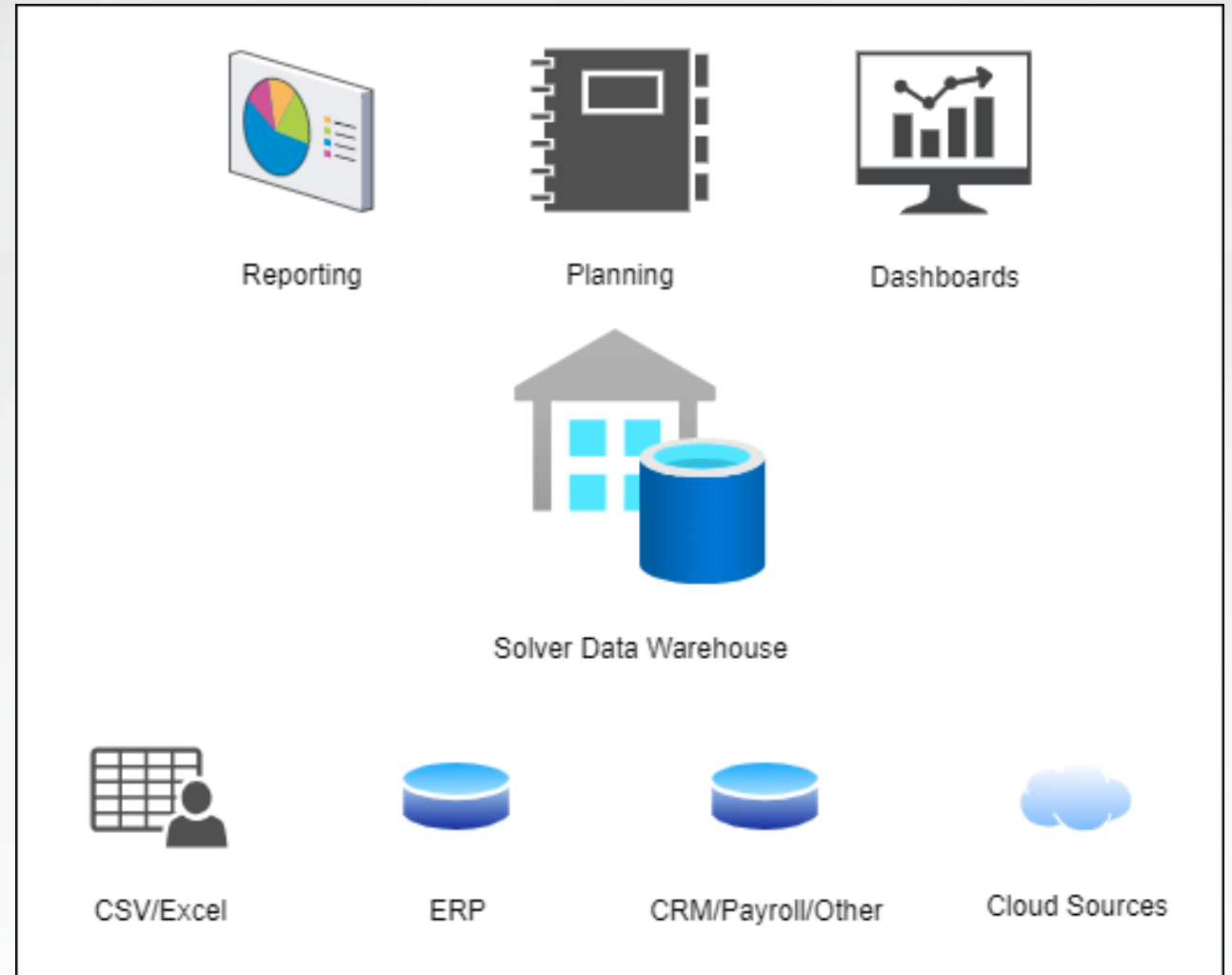
- Published by Solver Global
- Microsoft Azure-Based Solution
- Includes Reporting, Planning, & Data Warehouse

Introduction to Solver

- Process Automation
- KPIs & Alerts
- Data Source Connectors

Introduction to Solver

- Connectors pull data from sources
- Data is stored in the Data Warehouse
- Reports, planning templates, & dashboards are created from the Data Warehouse



Introduction to Solver

- Assess Funding Needs
- Develop & Track KPIs
- Combine Financial Data With Student Information & Payroll Data
- Work Across Departments



Show Me!



Principles of Reporting

FORV/S

FORVIS is a trademark of FORVIS, LLP, registration of which is pending with the U.S. Patent and Trademark Office.

Principles of Reporting



CLOUD-BASED
REPORTING



SCHEDULED &
MANUAL
PUBLICATION



EXCEL REPORT
DESIGN
EXPERIENCE



AD-HOC REPORTING

FORV/S

Principles of Reporting

Start a new report



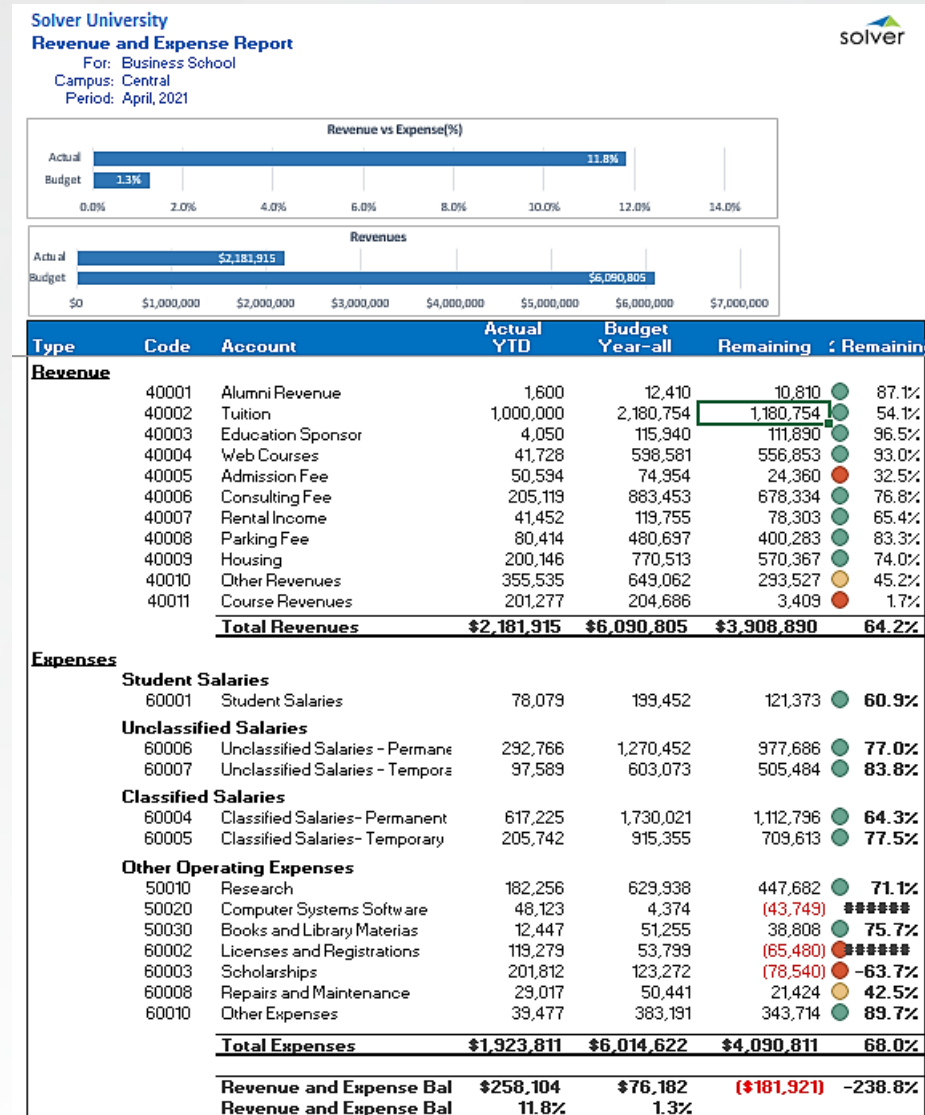
Add fields, formatting, & formulas



Save & publish

Revenue & Expense Report

- Displays revenue & expenses
- By campus, school, & period
- Actual & budget amounts

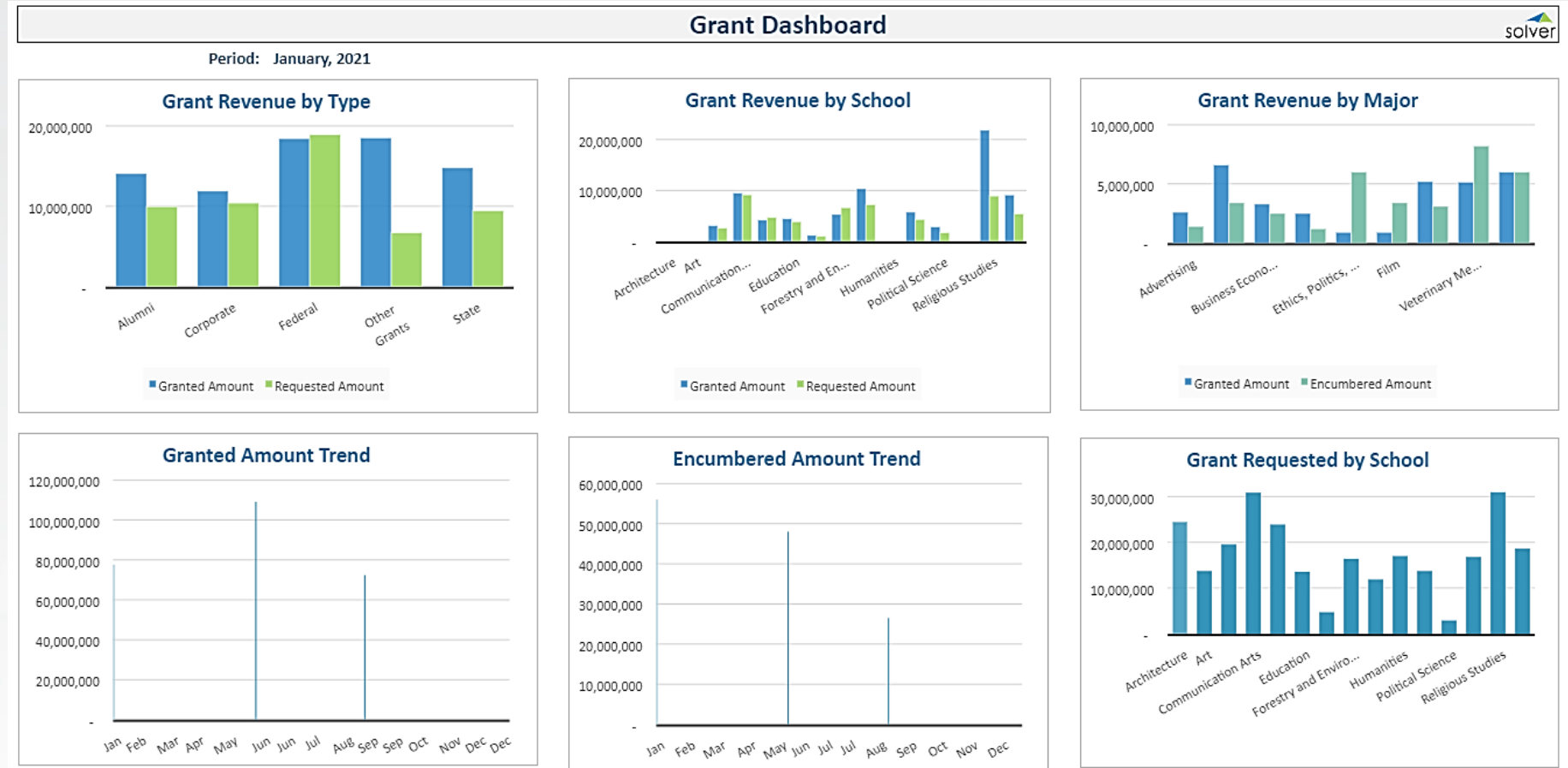


Grant Dashboard

Displays charts

Utilizes period parameter

Contains tables to support the charts





Show Me!



Fundamentals of Planning

FORV/S

FORVIS is a trademark of FORVIS, LLP, registration of which is pending with the U.S. Patent and Trademark Office.


Fundamentals of Planning



CLOUD-BASED DATA
ENTRY



PARAMETER DRIVEN



WORKFLOW



DYNAMIC
FORECASTING &
MODELING

FORV/S

Fundamentals of Planning

Start a new planning template



Add fields, formatting, & formulas



Save & publish



Assign to users


Salaries Budget Request by Fund

Parameters for scenario, period, school, & campus

Data entry for adjustment & notes

Grouping by GL account

Solver University
Salary Budget Request by Fund
 Request from: Business School
 For Campus: Central
 Scenario: Budget
 For year: 2021



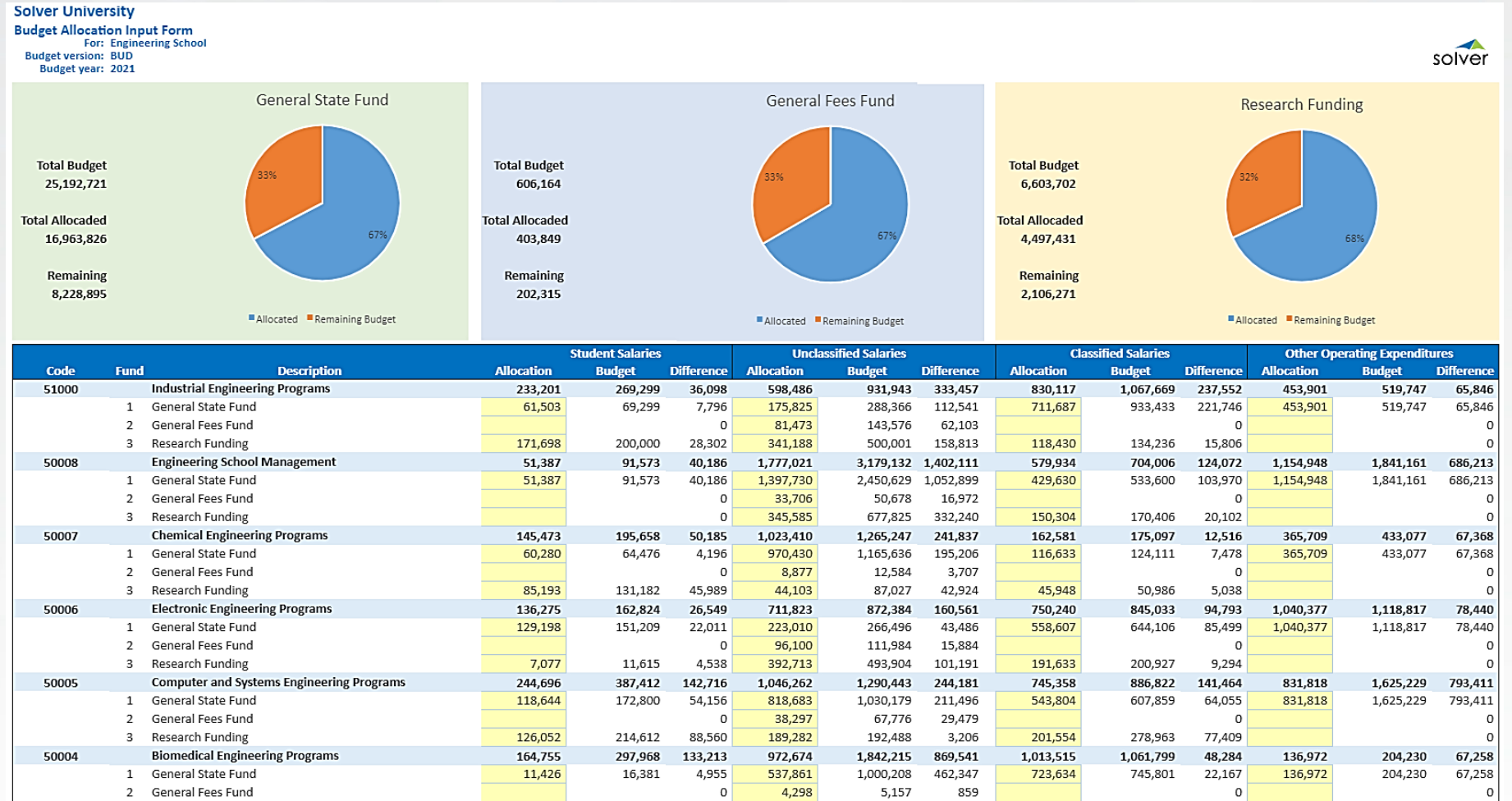
Account	Fund	Description	Actuals 2020 ALL	2021 Target % Change	2021 Dept. Baseline	2021 Dept. Adjust (%)	2021 Dept. Adjust (\$)	2021 Dept. Request	% Change	Departmental Notes
Salaries										
Student Salaries										
60001		Student Salaries	176,094	2%	178,735	1%	5,000	185,074	4%	
	1	General State Fund	44,024		44,024	1%	2,000	46,464	6%	
	2	General Fees Fund	44,024	2%	44,904	2%		45,802	4%	
	3	Research Funding	44,024		44,024		3,000	47,024	7%	
	4	Work Study Program	44,024	4%	45,784			45,784	4%	
Classified Salaries										
60004		Classified Salaries- Permanent	1,439,327	0%	1,439,327	1%	6,000	1,459,720	1%	
	1	General State Fund	359,832		359,832	1%	2,000	365,430	2%	
	2	General Fees Fund	359,832		359,832	3%		370,627	3%	
	3	Research Funding	359,832		359,832		4,000	363,832	1%	
	4	Work Study Program	359,832		359,832			359,832	0%	
60005		Classified Salaries- Temporary	719,664	1%	728,659	1%	7,000	744,745	2%	
	1	General State Fund	179,916	5%	188,912	1%	2,000	192,801	7%	
	2	General Fees Fund	179,916		179,916	4%		187,113	4%	
	3	Research Funding	179,916		179,916		5,000	184,916	3%	
	4	Work Study Program	179,916		179,916			179,916	0%	

Budget Allocation Input Form

Parameters for school, period, & budget version

Graphics to display allocations & budget

Grouping by GL account & fund



Classified Payroll

Parameters by school, scenario, & period

Used to budget personnel

Includes options for selecting benefits by employee

Includes ability to enter new employees

Solver University Classified Payroll

For: Business School
Scenario: Budget
Year: 2021

Position	Employee Name	Title	Salary Grade	Rate	Annual Hours	Base Salary	Merit Change	Salary Change	Salary	Life Insurance	Retiree Health Cost	Dental Benefits	Health Benefits	Social Security FICA	Medicare	Total Benefits						
Permanent Positions																						
1	Freddie Mauer	Chairperson-Asst Professor	19	35.17	2,080	73,154	No Increase	0.00%	73,154	Yes	8,778	Yes	1,097	Yes	3,500	Yes	300	Yes	4,536	Yes	1,061	19,272
2	Emily Martinez	Assistant Teaching Professor	14	24.73	2,080	51,438	Regular Increase	3.50%	53,239	Yes	6,389	Yes	799	Yes	3,500	Yes	300	Yes	3,301	Yes	772	15,060
3	Dustin McCann	Associate Teaching Professor	12	21.49	2,080	44,699	Merit Increase	5.50%	47,158	Yes	5,659	Yes	707	Yes	3,500	Yes	300	Yes	2,924	Yes	684	13,774
4	Joanee Suzuki	Librarian	7	15.11	2,080	31,429	Regular Increase	3.50%	32,529	Yes	3,903	Yes	488	Yes	3,500	Yes	300	Yes	2,017	Yes	472	10,680
5	Chris Molina	Dean- Professor	19	35.17	2,080	73,154	Merit Increase	5.50%	77,177	Yes	9,261	Yes	1,158	Yes	3,500	Yes	300	Yes	4,785	Yes	1,119	20,123
6	Christine Montero	Teaching Professor	15	26.54	2,080	55,203	Merit Increase	5.50%	58,239	Yes	6,989	Yes	874	Yes	3,500	Yes	300	Yes	3,611	Yes	844	16,118
7	Luis Pierzynski	Teaching Professor	15	26.54	2,080	55,203	Merit Increase	5.50%	58,239	Yes	6,989	Yes	874	Yes	3,500	Yes	300	Yes	3,611	Yes	844	16,118
8	Tracy Molina	Teaching Professor	15	26.54	2,080	55,203	Merit Increase	5.50%	58,239	Yes	6,989	Yes	874	Yes	3,500	Yes	300	Yes	3,611	Yes	844	16,118
9	Elle Boman	Teaching Professor	15	26.54	2,080	55,203	Merit Increase	5.50%	58,239	Yes	6,989	Yes	874	Yes	3,500	Yes	300	Yes	3,611	Yes	844	16,118
10	Eduardo Villarreal	Teaching Professor	15	26.54	2,080	55,203	Merit Increase	5.50%	58,239	Yes	6,989	Yes	874	Yes	3,500	Yes	300	Yes	3,611	Yes	844	16,118
11	Jose Forero	Teaching Professor	15	26.54	2,080	55,203	Merit Increase	5.50%	58,239	Yes	6,989	Yes	874	Yes	3,500	Yes	300	Yes	3,611	Yes	844	16,118
12	Stephen Cerati	Librarian	7	15.11	2,080	31,429	Merit Increase	5.50%	33,157	Yes	3,979	Yes	497	Yes	3,500	Yes	300	Yes	2,056	Yes	481	10,813
13	Michelle Rigby	Teaching Professor	15	26.54	2,080	55,203	No Increase	0.00%	55,203	Yes	6,624	Yes	828	Yes	3,500	Yes	300	Yes	3,423	Yes	800	15,475
				-	-	-	-	-	-	-	-	-	-	-	-	-	-	-	-	-	-	-
				-	-	-	-	-	-	-	-	-	-	-	-	-	-	-	-	-	-	-
				-	-	-	-	-	-	-	-	-	-	-	-	-	-	-	-	-	-	-

Dashboards & Visualizations

FORV/S

FORVIS is a trademark of FORVIS, LLP, registration of which is pending with the U.S. Patent and Trademark Office.

Dashboards & Visualizations

- Power BI, Tableau, or Excel
- Utilize Power BI/Tableau connector
- One data source



What's Next?

<u>What Is Power BI?</u>	Thursday, September 21	10:00 to 11:00 a.m. ET
<u>Business Central New Features: What's Coming This Fall</u>	Thursday, September 14	11:00 a.m. to 12:00 p.m. ET



Q&A



Use the Q&A tool to submit any questions you may have

FORV/S

CONTINUING PROFESSIONAL EDUCATION (CPE) CREDIT



FORVIS, LLP is registered with the National Association of State Boards of Accountancy (NASBA) as a sponsor of continuing professional education on the National Registry of CPE Sponsors. State boards of accountancy have final authority on the acceptance of individual courses for CPE credit. Complaints regarding registered sponsors may be submitted to the National Registry of CPE Sponsors through its website: www.nasbaregistry.org

FORV/S

CPE Credit

- CPE credit may be awarded upon verification of participant attendance
- For questions, concerns, or comments regarding CPE credit, please email FORVIS at cpecompliance@forvis.com

Thank you!

forvis.com

The information set forth in this presentation contains the analysis and conclusions of the author(s) based upon his/her/their research and analysis of industry information and legal authorities. Such analysis and conclusions should not be deemed opinions or conclusions by FORVIS or the author(s) as to any individual situation as situations are fact specific. The reader should perform its own analysis and form its own conclusions regarding any specific situation. Further, the author(s) conclusions may be revised without notice with or without changes in industry information and legal authorities. FORVIS has been registered in the U.S. Patent and Trademark Office, which registration is pending.

FORVIS

Assurance / Tax / Advisory