

The logo for FORVIS, featuring the word "FORVIS" in a bold, red, sans-serif font. A registered trademark symbol (®) is located at the top right of the letter "S".

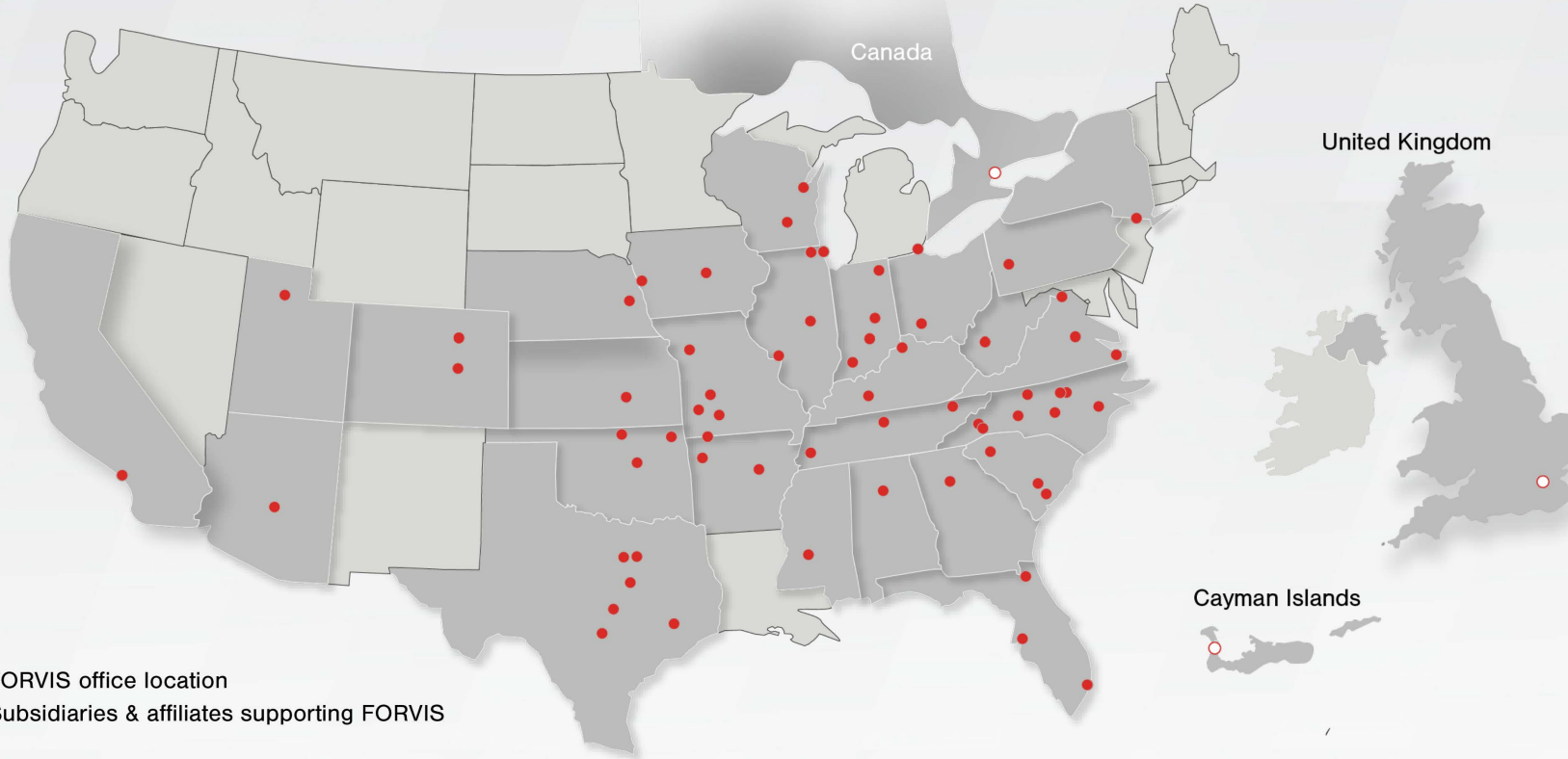
# FORVIS<sup>®</sup>

Business Technology Solutions

# Answer Business Questions Quickly With Solver Ad Hoc Reporting

February 28, 2024

# Global Presence & Reach



- FORVIS office location
- Subsidiaries & affiliates supporting FORVIS

## Subsidiaries & Affiliates Supporting FORVIS

- FORVIS Capital Advisors, LLC
- FORVIS Wealth Advisors, LLC
- FORVIS Global Advisory Canada ULC\*\*
- FORVIS Global Advisory Ltd. UK\*\*
- TALENT SHIFT, LLC

**FORVIS**

## By the Numbers

**Top 10**  
U.S. Public Accounting Firm \*

**27**  
States + Canada, U.K., & \*\*  
Cayman Islands

**10+**  
Industries

**68**  
Markets

**500+**  
Partners & Principals

**6,000+**  
Team Members



FORVIS is a member of Praxity™, an international alliance of independent accounting firms that offers multinational clients access to resources around the world.

# Business Technology Solutions

**FORVIS** provides enterprise resource planning (ERP) and customer relationship management (CRM) platform analysis, design, implementation, upgrade, training, and support services.

In addition, our Insights & Automation services include business intelligence (BI) and robotic process automation (RPA) assessments, implementations, and training.



We are an award-winning partner of Solver Global, which itself is highly rated by G2, a leading software marketplace.

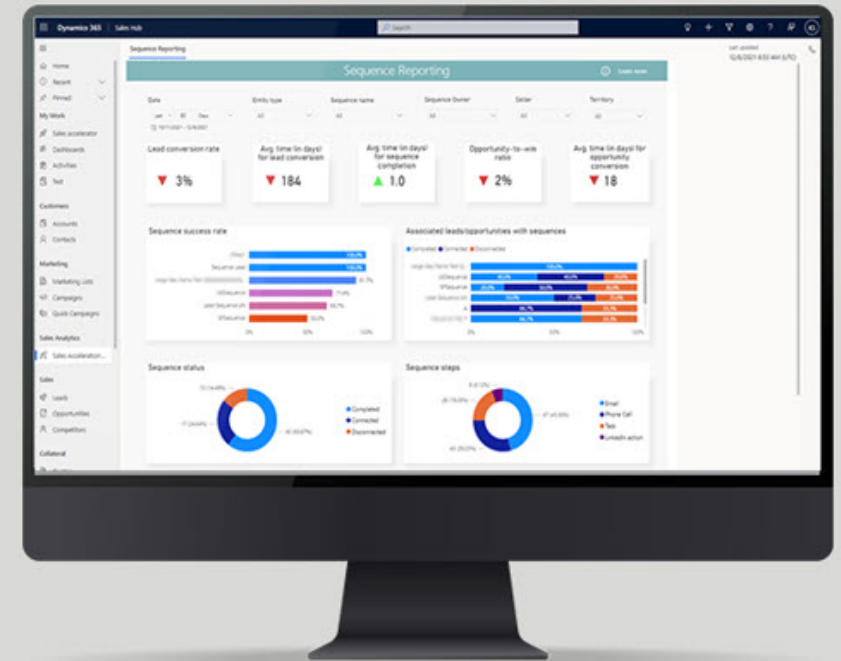
## FORVIS

Microsoft  
Partner

Sage Partner

ORACLE  
NETSUITE  
Solution Provider

salesforce  
PARTNER



From sales forecasting to financial reporting,  
learn what CRM and ERP technologies can do.

# Presenter



**Charles Allen**  
Senior Managing Consultant

713.499.4629  
charles.allen@forvis.com

---

The logo for FORVIS, featuring the word "FORVIS" in a bold, red, sans-serif font. A registered trademark symbol (®) is located at the top right of the letter "S".

# FORVIS<sup>®</sup>

Business Technology Solutions

# Answer Business Questions Quickly With Solver Ad Hoc Reporting

February 28, 2024

# Objectives

- Describe how to create ad hoc reports in Solver that pull data from multiple sources to answer business questions on the fly
- Explain how to use Solver's drag-and-drop interface to generate custom reports without relying on IT or pre-built templates
- Discuss how to share interactive ad hoc reports with stakeholders across your organization to help improve business visibility & decision-making

# Agenda

9 a.m. CT

● Introduction to Solver

---

9:05

● Ad Hoc Reporting

---

9:35

● Using Pivot Table Drill-Downs

---

# Introduction to Solver

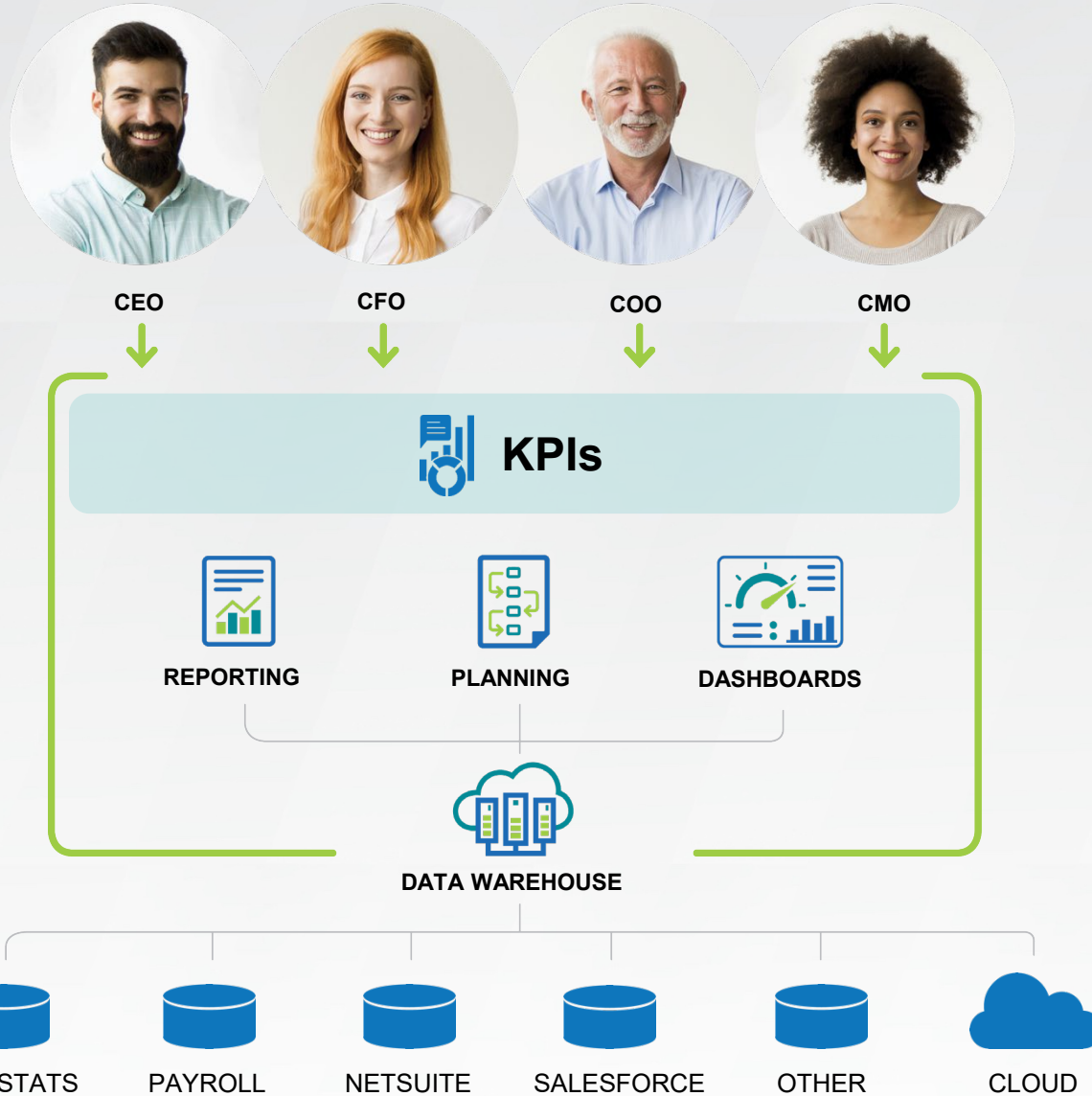
---

**FORV/S**

FORVIS is a trademark of FORVIS, LLP, registered with the U.S. Patent and Trademark Office.



Solver can provide key insights across the organization.



# Complete Insight ...

## Faster, Better Decisions

### Key Benefits

- Single cloud portal & database
- Rapid configuration with templates
- Quick time to value
- Combines the best of CPM & BI

### Solver Apps

- Process automation
- KPIs & alerts
- Dashboards
- Reporting & consolidation
- Budgeting & forecasting
- Intelligent Data Warehouse
- Marketplace with templates
- Data source connectors

# FORVIS

# Integrations

## **Solver Cloud**

### *Pre-Built Solver Connectors*

- File-based loading (always included)
- Acumatica
- Dynamics 365 F&SCM/BC/Sales
- Dynamics NAV/GP/SL/AX (Gateway)
- Google Analytics
- NetSuite
- Power BI (connector loading data from Solver)
- Quickbooks Online
- Sage Intacct (API), Sage 100, 300, 500, X3 (Gateway)
- Salesforce
- SAP Business One SQL/Hana, SAP ByDesign
- Solver Gateway: Connectivity to any on-premise or private cloud SQL/Oracle data source

Other Integrations: Contact Solver for more information

## **Solver Hybrid Cloud**

### *Live Cloud Reporting For On-Premise ERPs*

- Dynamics GP/NAV/SL
- Sage 500/300/100 (SQL)
- SAP B1 (SQL)

# Ad Hoc Reporting

---

**FORV/S**

FORVIS is a trademark of FORVIS, LLP, registered with the U.S. Patent and Trademark Office.

# What Is Ad Hoc Reporting?

Ad hoc [L., to this] for this specific purpose; for a special case only, without general application

Webster's New World Dictionary, Second College Edition

# Ad Hoc Reporting

Save | Export | Revert to saved | Pivot | Data Warehouse

### YTD Revenue by Product

	202101	202102	202103	202104	Total
Product Description	Extended Price	Extended Price	Extended Price	Extended Price	Extended Price
Other	\$ 42,273.72	\$ 35,501.25	\$ 38,303.52	\$ 35,894.28	\$ 397,093.19
Other Services	\$ 129,600.00	\$ 110,200.00	\$ 119,400.00	\$ 98,800.00	\$ 1,135,809.54
Consulting Services	\$ 150,400.00	\$ 137,000.00	\$ 143,000.00	\$ 138,600.00	\$ 1,981,400.00
Planning	\$ 245,000.00	\$ 222,500.00	\$ 217,500.00	\$ 222,500.00	\$ 2,307,500.00
Reporting	\$ 359,500.00	\$ 250,250.00	\$ 244,750.00	\$ 253,000.00	\$ 3,068,250.00
Data Warehouse	\$ 83,262.82	\$ 84,080.00	\$ 86,161.42	\$ 84,212.78	\$ 776,434.92
Customizations	\$ 28,408.24	\$ 10,592.99	\$ 28,647.36	\$ 14,154.11	\$ 254,321.13
Training Services	\$ 142,400.00	\$ 125,000.00	\$ 126,400.00	\$ 115,600.00	\$ 1,406,000.00
Dashboards	\$ 246,000.00	\$ 231,000.00	\$ 234,000.00	\$ 237,000.00	\$ 2,265,000.00
Maintenance	\$ 75,855.64	\$ 84,414.09	\$ 79,132.56	\$ 76,916.30	\$ 794,338.50
	<b>\$ 1,502,700.42</b>	<b>\$ 1,290,538.33</b>	<b>\$ 1,317,294.86</b>	<b>\$ 1,276,677.47</b>	<b>\$ 14,386,147.28</b>

Filters: Period is Year to date, Scenario is ACT

Fields: Revenues, Period, Product Description, Extended Price

Rows: 90 | Row limit: none | Last refreshed: 1 second ago | Duration: 0.18s | Refresh



# Ad Hoc Reporting – Getting Started

Pick your  
fields

Enter your  
filters

View the  
results

**FORV/S**

# Ad Hoc Reporting – Picking Your Fields

Select fields from the module & dimensions

Selection order sets the initial display order

Less fields = More summarization

More fields = More detail

# Ad Hoc Reporting – Enter Your Filters

Select fields as filters

Amounts can be filters

Basic & advanced options



# Ad Hoc Reporting – View the Results

Arrange the fields

Group the data

Pivot the data

# Using Pivot Table Drill-Downs

---

**FORV/S**

FORVIS is a trademark of FORVIS, LLP, registered with the U.S. Patent and Trademark Office.

# Using Pivot Table Drill-Downs

- Enables users to create pivot tables
- Uses templates created by a report designer
- Uses Excel functionality

# Using Pivot Table Drill-Downs

The screenshot displays the Report Designer interface with a pivot table. The pivot table has a single row with the value -5409. A context menu is open over this cell, listing various actions. A red arrow points to the 'Drill-To PivotTable [Account Details]' option at the bottom of the menu.

**Report Designer**  
Charles Allen | Data Warehouse  
Design | Run

**Choose Period**  
202109

**Choose Entity**  
SUS

**Choose Scenario**  
ACT

**Run**

743ms

**Extended Price**

-5409

Reporting >> Drilldown Pivot Table

- Search the menus
- Cut
- Copy
- Paste Options:
  - Paste Special...
- Smart Lookup
- Insert...
- Delete...
- Clear Contents
- Quick Analysis
  - Filter >
  - Sort >
- Get Data from Table/Range...
- New Comment
- New Note
- Format Cells...
- Pick From Drop-down List...
- Define Name...
- Link >
- Report Designer >
  - Drill-To [Account Details]
  - Drill-To PivotTable [Account Details]

# Using Pivot Table Drill-Downs

	K	L	M	N	O	P	Q	R	S
2	(All)								
3									
4		Department Description							
5	Account Description	Administration	Finance & Accounting	Human Resources	Professional Services	Sales & Marketing	Grand Total		
6	Full Time - Salary	65,175.34	40,747.58	21,413.27	23,450.65	50,414.74	201,201.58		
7	Full Time - Commission	5,267.81	3,473.28	1,841.89	2,210.27	4,166.18	16,959.43		
8	Full Time - Bonus	20,067.84	11,811.49	5,321.02	7,578.07	15,933.82	60,712.24		
9	Part Time - Salary	8,027.14	4,350.37	2,128.41	2,975.09	6,315.06	23,796.07		
10	Part Time - Overtime	1,871.71	1,181.15	561.34	666.59	1,593.38	5,874.17		
11	Part Time - Bonus	3,012.68	1,843.42	869.04	1,053.38	1,975.10	8,753.62		
12	Payroll Taxes - FICA	14,722.85	8,104.32	3,847.51	4,617.01	9,823.42	41,115.11		
13	Payroll Taxes - FUTA	1,987.49	1,181.15	561.34	736.76	1,374.11	5,840.85		
14	Payroll Taxes - SUTA	2,103.26	1,146.07	613.96	638.52	1,520.29	6,022.10		
15	Payroll Taxes - Workers Compensation	2,064.67	1,110.98	543.80	666.59	1,432.58	5,818.62		
16	Benefits	423.13	216.45	109.40	152.46	273.50	1,174.94		
17	Marketing	162,085.96	89,813.86	50,988.08	51,081.63	125,131.29	479,100.82		
18	Conference and seminars	1,255.64	826.46	400.95	476.24	1,063.76	4,023.05		
19	Advertising	442.38	285.04	134.05	181.18	366.88	1,409.53		
20	Gift and donations	43.14	26.99	12.65	17.21	35.14	135.13		
21	Travel	933.46	473.16	257.15	305.50	623.60	2,592.87		
22	Special events	174.60	90.28	45.63	61.16	124.99	496.66		
23	Consulting	3,022.41	1,811.63	915.88	1,316.45	2,390.35	9,456.72		
24	Audit and Accounting	609.62	339.61	179.13	226.16	457.17	1,811.69		
25	Legal	2,815.81	1,830.99	817.72	1,109.26	2,022.08	8,595.86		
26	Contractual Services	461.83	328.57	136.90	164.29	368.88	1,460.47		
27	Training	38.87	22.90	10.79	11.89	27.79	112.24		
28	Bad Debt Expense	35.96	21.57	11.56	13.74	25.87	108.70		
29	Insurance	1,581.06	807.39	465.80	574.93	1,131.23	4,560.41		
30	Office Supplies	1,073.78	589.96	288.90	394.11	691.83	3,038.58		
31	Other Supplies	637.39	337.13	173.83	189.64	460.93	1,798.92		
32	Hosting Fees	125.17	71.03	32.76	42.62	78.45	350.03		
33	Telephone	2,991.79	1,742.10	862.16	1,023.93	2,133.19	8,753.17		
34	Telephone - Cellular	947.86	633.08	307.75	341.16	754.71	2,984.56		
35	Electricity	62.58	34.14	18.79	21.52	45.26	182.29		
36	Natural Gas	57.46	31.03	16.03	19.03	41.38	164.93		
37	Rent	3,221.34	1,970.57	967.04	1,029.08	2,052.68	9,240.71		
38	Repairs and maintenance	221.19	136.88	64.91	82.97	160.51	666.46		
39		307,563.22	177,390.63	94,919.44	103,429.09	235,010.15	918,312.53		
40									
41									
42									
43									
44									

**PivotTable Fields**

Choose fields to add to report:

Search

- Period End
- Originating Document Number
- Originating Master Number
- Account
- Account Description
- Department
- Department Description
- Journal Entry Number
- Monthly Amount

More Tables...

---

Drag fields between areas below:

**Filters**

Period End

**Columns**

Department Description

**Rows**

Account

Account Description

**Values**

Sum of Monthly Amo...

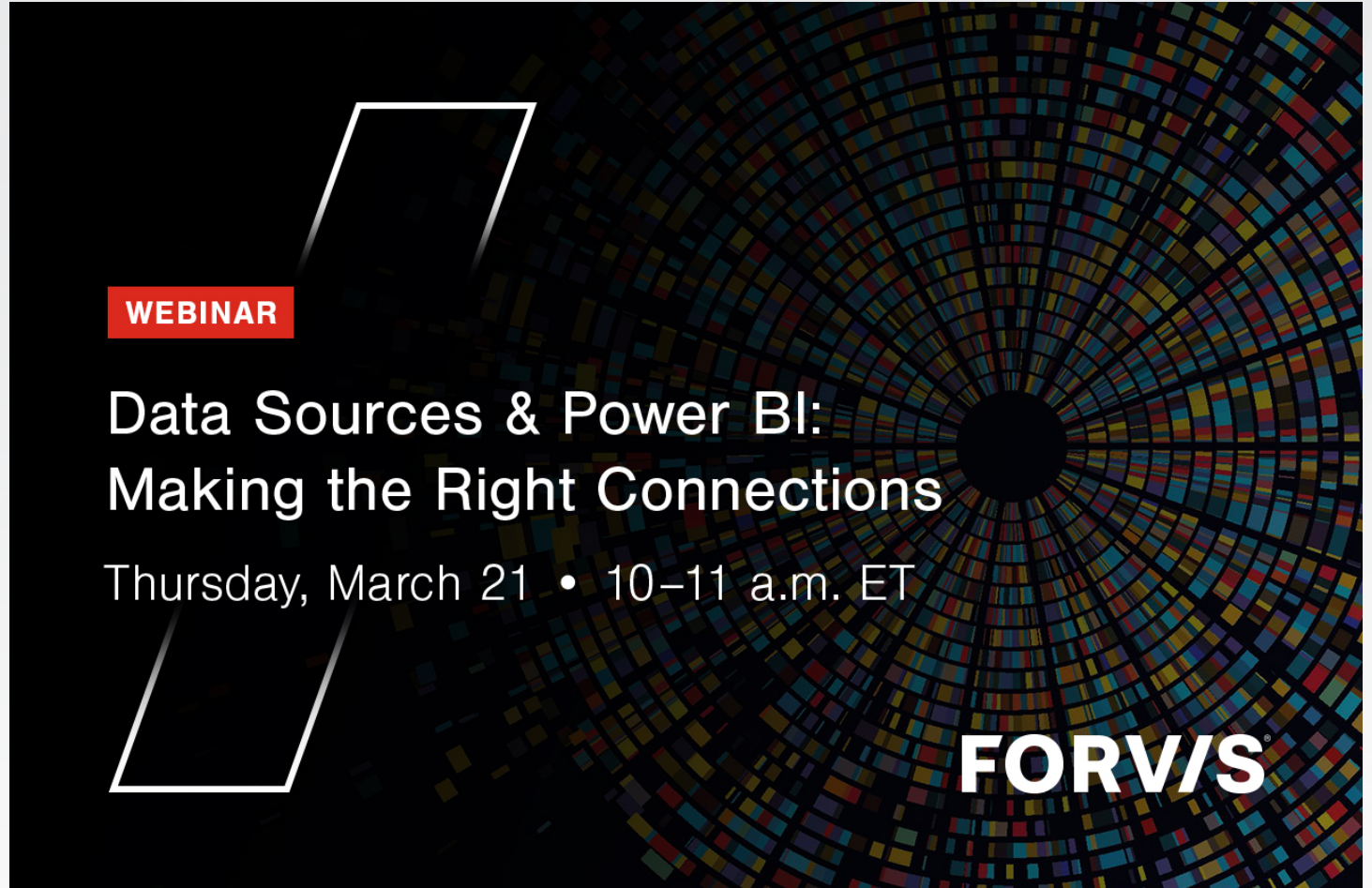
Defer Layout Update Update

# What's Next

Data Sources &  
Power BI: Making  
the Right  
Connections

Thursday, March 21

**FORV/S**



**WEBINAR**

**Data Sources & Power BI:  
Making the Right Connections**

Thursday, March 21 • 10–11 a.m. ET

**FORV/S**

# Questions?

---

**FORV/S**

FORVIS is a trademark of FORVIS, LLP, registered with the U.S. Patent and Trademark Office.

# Thank you!

[forvis.com](https://forvis.com)

The information set forth in this presentation contains the analysis and conclusions of the author(s) based upon his/her/their research and analysis of industry information and legal authorities. Such analysis and conclusions should not be deemed opinions or conclusions by FORVIS or the author(s) as to any individual situation as situations are fact specific. The reader should perform its own analysis and form its own conclusions regarding any specific situation. Further, the author(s) conclusions may be revised without notice with or without changes in industry information and legal authorities.

FORVIS is a trademark of FORVIS, LLP, registered with the U.S. Patent and Trademark Office. © 2023 FORVIS, LLP. All rights reserved.

# FORVIS

Assurance / Tax / Consulting