

The logo for FORVIS, consisting of the word "FORVIS" in a bold, red, sans-serif font. The background of the slide features a white area on the left and a red area on the right with a pattern of diagonal stripes and a grid overlay.

FORVIS

What's New in Microsoft Dynamics 365 Business Central Fall Release 2022 Part 2

November 15, 2022

TO RECEIVE CPE CREDIT

■ Individuals

- Participate in entire webinar
- Answer polls when they are provided

■ Groups

- Group leader is the person who registered & logged on to the webinar
 - Answer polls when they are provided
 - Complete group attendance form
 - Group leader sign bottom of form
 - Submit group attendance form to cpecompliance@forvis.com within 24 hours of webinar
- If all eligibility requirements are met, each participant will be emailed their CPE certificate within 15 business days of webinar. Due to the large volume of certificates of completion issued, requests to re-issue lost or misplaced certificates will be honored up to 60 days following the webinar


Meet the Presenters



Suzie Moore

Business Technologies Solutions

suzie.moore@forvis.com




John Hawkins

Business Technologies Solutions

john.hawkins@forvis.com

Agenda



- Introductions
- Dynamics 365 Business Central Timeline & Road Map
- Demos on Select Fall 2022 Release Highlights

Microsoft's Release Plan

- Wave 2 2022 Release Dates
 - October 2022 through March 2023
- <https://docs.microsoft.com/en-us/dynamics365-release-plan/2022wave2/smb/dynamics365-business-central/planned-features>
- What you'll see

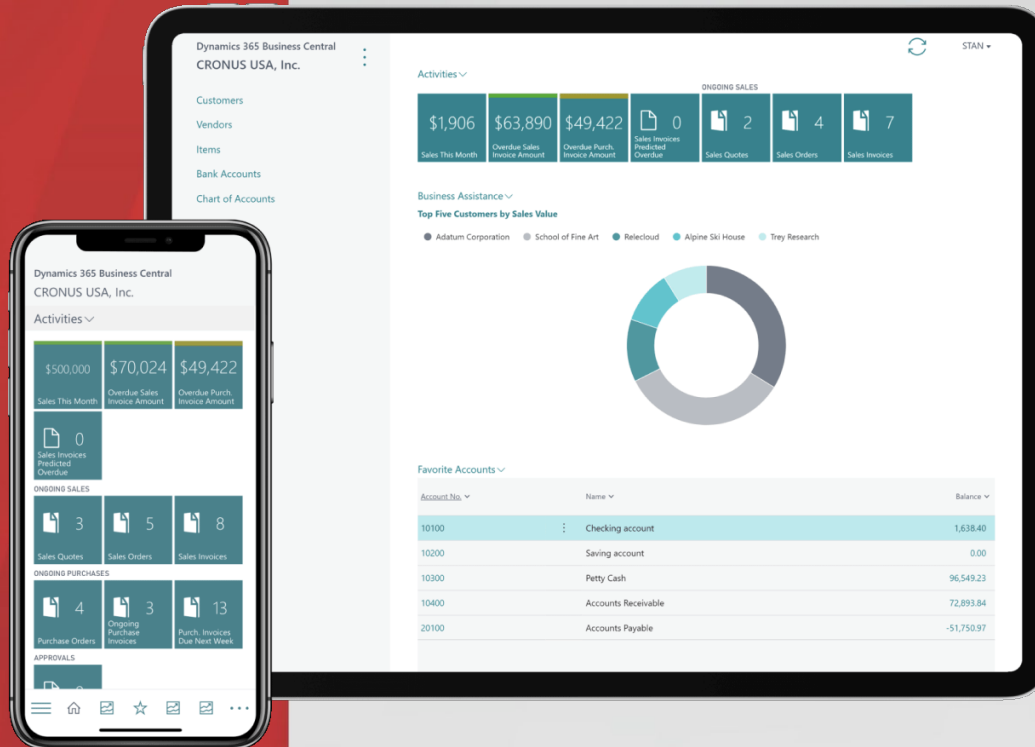
Feature	Enabled for	Public preview	General availability
Better bank reconciliation for checks and improved reporting	Users, automatically	✓ Sep 1, 2022	Oct 2022
Extended text functionality for VAT clauses	Users, automatically	✓ Sep 1, 2022	Oct 2022
Financial reporting replaces account schedules	Users, automatically	✓ Sep 1, 2022	Oct 2022

Demos

FORV/S

FORVIS is a trademark of FORVIS, LLP, registration of which is pending with the U.S. Patent and Trademark Office.

Application



BANK

Better bank reconciliation for checks & improved reporting

MAKE

Make entry of variant codes required

POST

Post item charges for each step of the process

REVERSE

Reverse payment reconciliation journal entries

USE

Use multiple remit-to addresses for vendors

User Experience

- Switch companies across environments
- Modern Action Bar
- Legacy list views will be hidden

FORV/S





Administration

Use

Use service-to-service authentication with admin API

Cloud

Cloud migration data upgrade for extensions

Get

Get more visibility into outages

FORV/S

Reporting

- Choose the report layout on request page
- Use new dedicated APIs for financial reporting
- Run, send reports from the request page

Development

Application Area
on fields defaults
to page value

Apply resource
exposure policy
to DEV
extensions

Combine multiple
UI actions with a
split button

Launch in a
specific company
from Visual
Studio Code

Resource
exposure policies
for apps are on
by default

Use option
access syntax in
formulas

View size of text,
code fields in
page inspection

Developers can
write faster
upgrade code

Power Platform

- ✓ Switch Power Automate features on or off
- ✓ Use a Power Automate flow to notify Business Central of Dataverse entity changes

The screenshot displays a Power Automate flow editor with the following steps:

- When a file is created (properties only)**: Trigger step.
- Get my profile (V2)**: Action step.
- Create an approval (V2)**: Action step with the following configuration:
 - Approval type: Approve/Reject - First to respond
 - Title: Review new SharePoint file ' `body/(FilenameWithExtension)` '
 - Assigned to: (empty)
 - Details:
 - **Added to:** `body/(Path)`
 - **Created by:** `body/Author/DisplayName` < `body/Author/Email` >
 - **Created time (UTC):** `body/Created`
 - Item link: `body/(Link)`
 - Item link description: `body/(FilenameWithExtension)`
- Apply to each**: Loop step with the following configuration:
 - Select an output from previous steps: `Approvers`
- Run a flow built with Power Automate for desktop**: Action step.
- Send an email**: Action step.

QUESTIONS

FORV/S

FORVIS is a trademark of FORVIS, LLP, registration of which is pending with the U.S. Patent and Trademark Office.

CONTINUING PROFESSIONAL EDUCATION (CPE) CREDIT



FORVIS, LLP is registered with the National Association of State Boards of Accountancy (NASBA) as a sponsor of continuing professional education on the National Registry of CPE Sponsors. State boards of accountancy have final authority on the acceptance of individual courses for CPE credit. Complaints regarding registered sponsors may be submitted to the National Registry of CPE Sponsors through its website: www.nasbaregistry.org

FORVIS

CPE CREDIT

- CPE credit may be awarded upon verification of participant attendance
- For questions, concerns, or comments regarding CPE credit, please email FORVIS at cpecompliance@forvis.com

Thank you!

forvis.com

The information set forth in this presentation contains the analysis and conclusions of the author(s) based upon his/her/their research and analysis of industry information and legal authorities. Such analysis and conclusions should not be deemed opinions or conclusions by FORVIS or the author(s) as to any individual situation as situations are fact specific. The reader should perform its own analysis and form its own conclusions regarding any specific situation. Further, the author(s) conclusions may be revised without notice with or without changes in industry information and legal authorities. FORVIS has been registered in the U.S. Patent and Trademark Office, which registration is pending.



FORVIS

Assurance / Tax / Advisory