

Business Central 2023 Release Wave 1: See What's New



Business Technology Solutions

FORVIS is a trademark of FORVIS, LLP, registration of which is pending with the U.S. Patent and Trademark Office

FORVIS

TO RECEIVE CPE CREDIT

- **You must respond to at least 3 of the 4 polling questions per CPE hour**
- **You must be logged in for a minimum of 50 minutes per every CPE hour in order to receive CPE credit**

Presenters



Suzie Moore
Lead Consultant
suzie.moore@forvis.com



Stephanie Saculles
Consultant
stephanie.saculles@forvis.com

FORVIS

Agenda

- Dynamics 365 Business Central Timeline & Road Map
- Application
- Legislation
- User Experience
- Onboarding
- Preview Environment

FORV/S



Microsoft's Release Plan

- Wave 1 2023 Release Dates
 - April 2023 to September 2023
- <https://learn.microsoft.com/en-us/dynamics365/release-plan/2023wave1/smb/dynamics365-business-central/planned-features>
- What you'll see

Feature	Enabled for	Public preview	General availability
Use business events to notify and trigger external systems	Users by admins, makers, or analysts	Apr 2023	-
Get started with more sample Power Automate templates and Power Apps	Users, automatically	May 2023	-
New approval workflow experience with Power Automate templates	Users, automatically	Mar 2023	Apr 2023
Support dynamic environment and company in Power Platform	Users, automatically	Apr 2023	May 2023

Application | Avoid document number errors when posting item journals



FORVIS

← Item Journals

Batch Name DEFAULT

Manage Home Line | Actions ▾ Related ▾ Fewer options

Renumber Document Numbers Post ▾ Calculate Warehouse Adjustment... Print...

Posting Date	Entry Type	Document No.	Item No.	Description	Unit Cost
1/25/2024	Positive Ad...	*	1896-S	ATHENS Desk	4,337.00
1/25/2024	Positive Ad...	*	1900-S	PARIS Guest Chair, black	835.00
1/25/2024	Positive Ad...	*	1906-S	ATHENS Mobile Pedestal	1,879.00
1/25/2024	Positive Ad...	*	1908-S	LONDON Swivel Chair, blue	823.00
1/25/2024	Positive Ad...	*	1920-S	ANTWERP Conference Table	2,808.00

Application | User-specific settings in the Company Hub

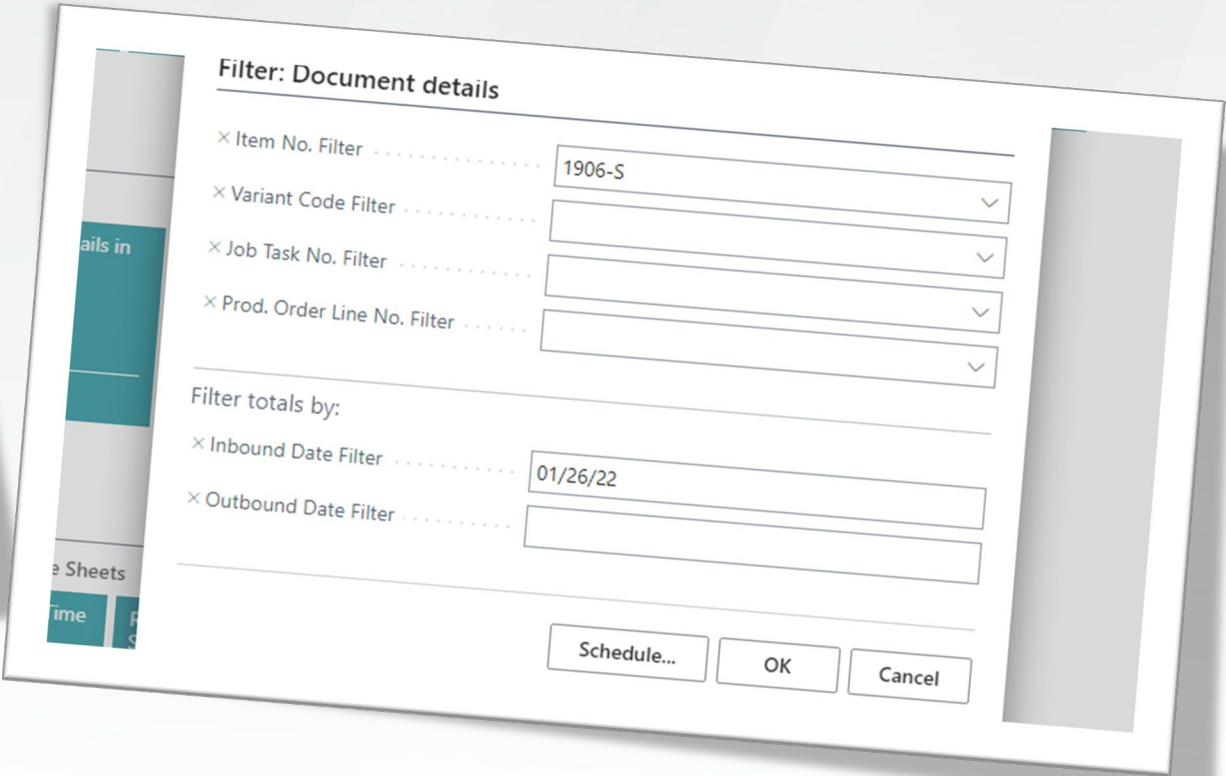
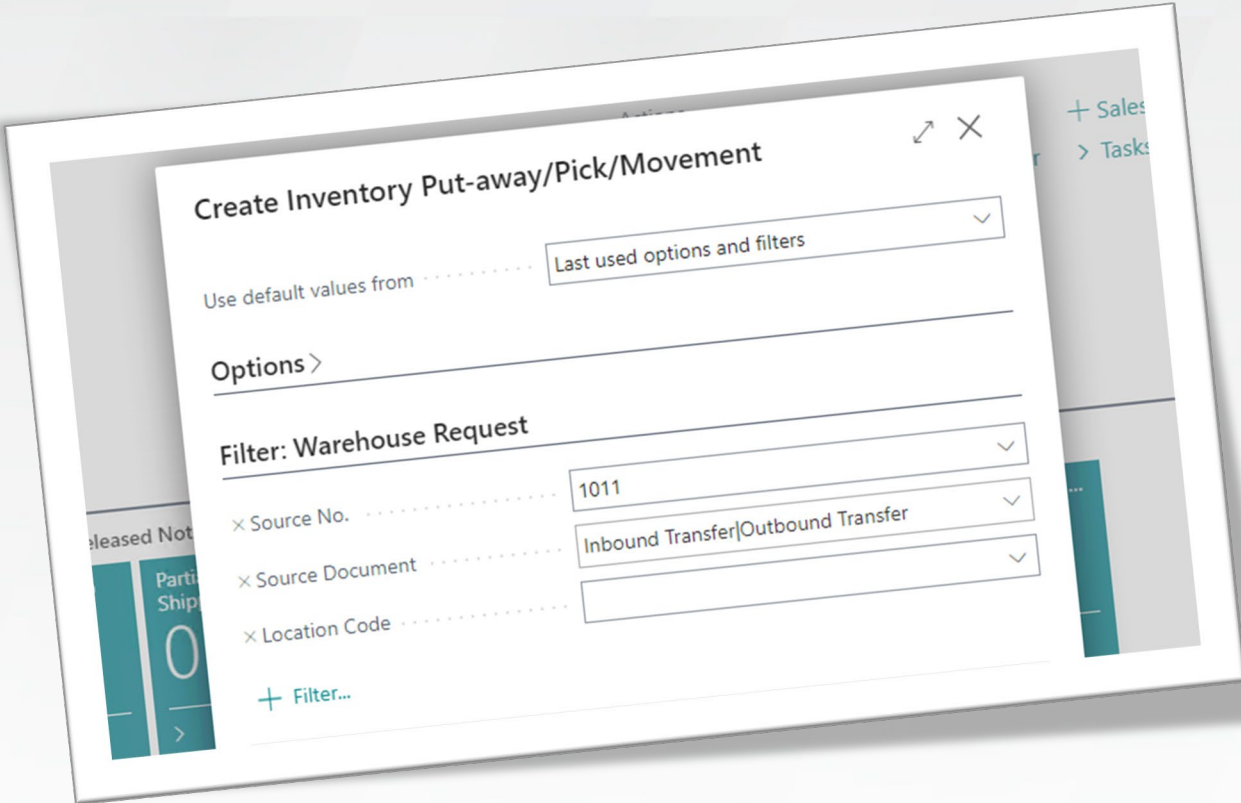
- What is the company hub?
- What's changing?
- When will it be available?

The screenshot displays the 'Company Hub' interface. At the top, there are navigation icons (back, edit, share, add, delete) and utility icons (bookmark, refresh, share). Below the title, there are tabs for 'Environment Links', 'Reload all companies', 'My User Tasks', 'Actions', and 'Fewer options'. The main content is a table with columns for Company Name, Environment Name, My User Tasks, My Overdue Tasks, Cash Accounts Balance, and Overdue Purch. Invoice Amount. A context menu is open over the 'CRONUS NO' row, showing options: Manage, Refresh Current Company, Go To Company, Delete Line, and Select More.

Company Name	Environment Name	My User Tasks	My Overdue Tasks	Cash Accounts Balance	Overdue Purch. Invoice Amount
CRONUS ES	-	0	0	€62,619.57	€34,029.78
My Company	-	0	0		
→ CRONUS NO	-	0	0	kr 556,382.81	kr 368,551....
	-	0	0		

Application | Define content of created warehouse documents with filters

More filters? Tell us more!



FORVIS

Application | Preview item journals before posting

Item Journals

Batch Name

Manage Home Line | Actions ▾ Related ▾ Fewer options

Post ▾ Calculate Warehouse Adjustment... Print... Get Standard Journals...

	Document No.	Item No.	Description	Quantity	Unit of Measure Code
Ad...	T00001	1896-S	ATHENS		
Positive Ad...	T00001				

Inventory Put-away | Work Date

Inv. Put-away

Post... ▾ Autofill

General

No.

Location Code

Source Document

Posting Preview

Search Show Related Entries

Related Entries	No. of Entries
Item Ledger Entry	1
Value Entry	1
Warehouse Entry	1

Item Journals | Work Date: 1/25/2024

Batch Name

Manage Home Line

Post ▾ Calculat

Posting Date Entry Type

1/25/2024	Positive A
1/25/2024	Positive A

Posting Preview

Search Show Related Entries

Related Entries	No. of Entries
G/L Entry	2
Item Ledger Entry	1
Value Entry	1
Warehouse Entry	1



Application | Review G/L accounts faster



G/L Review Action

Mark Entries Reviewed

G/L Reviewed Date

Remove Review Setting

FORV/S

Application | Shopify

Shopify connector becomes extensible

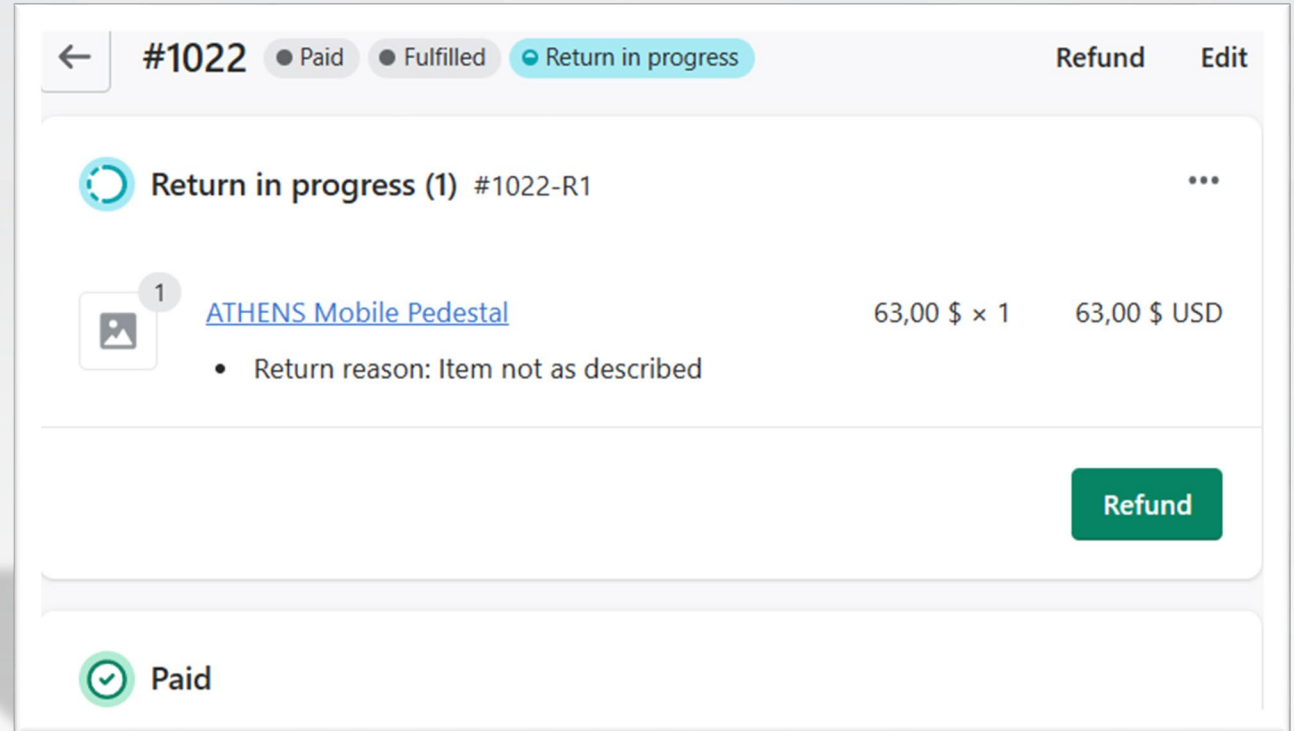
- What does this mean?
- For more information, visit: <https://github.com/microsoft/ALAppExtensions/tree/main/Apps/W1/Shopify>

```
src > ExtendingShopifyConnector.codeunit.al > Codeunit 50000 "Extending Shopify Connector" > MyI  
1 codeunit 50000 "Extending Shopify Connector"  
2 {  
3     [EventSubscriber]  
4     ObjectType::Codeunit,  
5     Codeunit::"Shpfy Customer Events",  
6     'OnAfterFindMapping',  
7     'OnAfterCreateCustomer'  
8     'OnAfterFindCustomerTemplate'  
9     'OnAfterFindMapping'  
10    'OnAfterUpdateCustomer'  
11    end;  
12 }  
13 }
```

Application | Shopify

Synchronize returns/refunds from Shopify

- Returns & Refunds recorded in Shopify
- Additional details about this feature will be released at a later date



Copy & Paste Readable Hyperlinks

Be more productive while multitasking

FORVIS

User Experience

User Experience | Optimized action bar

The screenshot displays the Dynamics 365 Business Central interface for a Sales Order. The top navigation bar includes the Dynamics 365 Business Central logo and the environment name 'Sandbox'. The main header shows the order ID 'S-ORD101004' and the customer name 'Alpine Ski House'. Below this is an optimized action bar with buttons for 'Process', 'Posting', 'Release', 'Prepare', 'Print/Send', 'Request Approval', 'Order', 'Report', 'Actions', 'Related', 'Automate', and 'Fewer options'. The 'Posting' button is highlighted with a mouse cursor. The 'General' section contains various fields for order details, including Department Code (SALES), Customergroup Code (SMALL), Customer Name (Alpine Ski House), Contact (Ian Deberry), Posting Date (5/13/2022), Order Date (5/13/2022), Due Date (6/13/2022), Requested Delivery Date (5/14/2022), External Document No., Status (Open), and Allocation Template. The 'Lines' section is visible at the bottom, showing a table with columns for Department Code, Line No., Customergroup Code, Type, No., Item Reference No., IC Partner Code, Description, and Allocation Template. The first line item is 'SYDNEY Swivel Chair, green'.

Dynamics 365 Business Central Environment: Sandbox

Sales Order S-ORD101004 · Alpine Ski House

Process Posting Release Prepare Print/Send Request Approval Order Report Actions Related Automate Fewer options

General

Department Code SALES Order Date 5/13/2022

Customergroup Code SMALL Due Date 6/13/2022

Customer Name Alpine Ski House Requested Delivery Date 5/14/2022

Contact Ian Deberry External Document No.

Posting Date 5/13/2022 Status Open

Allocation Template

Lines Manage Line Order Fewer options

Department Code	Line No. ↑	Customergro... Code	Type	No.	Item Reference No.	IC Partner Code	Description	Allocation Template	Lo
→ SALES	:	10000	SMALL	Item	2000-S		SYDNEY Swivel Chair, green		

User Experience | Optimized action bar

Tailor action bar to fit your needs on document lines

The screenshot displays the Dynamics 365 Business Central interface for a sales order. The main header shows 'Personalizing: Sales Order' with a '+ Field' button and a 'Done' button. The breadcrumb trail is 'Sales Order' with a 'Saved' indicator. The title is 'S-ORD101001 · Adatum Corporation'. The navigation bar includes 'Home', 'Prepare', 'Approve', 'Print/Send', 'Request Approval', 'Order', 'Report', 'Synchronize', 'Actions', 'Related', 'Reports', 'Automate', and 'Fewer options'. The action bar contains 'Create Warehouse Shipment', 'Post..', 'Release', 'Create Inventory Put-away/Pick..', and 'Archive Document'. The 'General' tab is active, showing dates for 4/2/2022, 4/2/2022, 5/2/2022, and an 'Open' button. A table of document lines is shown with columns for Type, No., Item Reference No., Description, Location Code, Quantity, Qty. to Assemble to Order, and Reserved Quantity. A red box highlights the 'Order' column, which has a dropdown menu with options: 'Drop Shipment', 'Special Order', and 'Blanket Order'. Below the table, summary fields are displayed: Subtotal Excl. Tax (USD) 16,767.60, Total Excl. Tax (USD) 16,767.60, Disc. Amount Excl. Tax... 0.00, Total Tax (USD) 1,006.06, Invoice Discount % 0, and Total Incl. Tax (USD) 17,773.66. On the right, the 'Details' tab is active, showing 'Attachments (1)', 'Document Check' with 'Issues Total' 0, and 'Sell-to Customer Sales History' with 'Customer No.' 10000.

FORV/S



FORV/S

FORVIS is a trademark of FORVIS, LLP, registration of which is pending with the U.S. Patent and Trademark Office.

User Experience | Get Unblocked

? Do you want reopen this order? ×

The lines are locked because this sales order has been released.
Reopen the order to edit the quantity.

Reopen order

Cancel

Legislation | VAT

Non-deductible, partly deductible
VAT expands functionality

- Type of goods & services purchased
- Partially deductible prorated VAT

FORV/S



Legislation | Audit file export eases SAF-T compliance

- Setup & mapping of the chart of accounts to SAF-T standard accounts
- Mapping VAT setup to SAF-T VAT/Tax codes
- Control to which extent dimensions are exported in SAF-T files
- Export of SAF-T files, either directly or by using the Job Queue

FORV/S

Work Date: 25.01.2024

Audit File Export Document

Data check Start Recreate Audit Files Download Files

General

Audit File Export For...	SAF-T	Folder Path	
G/L Account Mapping...	DEFAULT	Archive to Zip	<input type="checkbox"/>
Starting Date	01.01.2023	Create Multiple Zip Fil...	<input type="checkbox"/>
Ending Date	31.12.2023	Export Currency Infor...	<input checked="" type="checkbox"/>
Parallel Processing	<input type="checkbox"/>	Status	Completed
Max No. Of Jobs	3	Execution Start Date/...	29.11.2022 11:47
Split By Month	<input checked="" type="checkbox"/>	Execution End Date/Ti...	29.11.2022 11:47
Split By Date	<input type="checkbox"/>	Latest Data Check Dat...	29.11.2022 11:47
Header Comment		Data check status	Passed
Earliest Start Date/Time			

Lines | Manage

Description	Progress	Status	Created Date/Time
→ MasterData	100%	Completed	29.11.2022 11:47
General Ledger Entries from 01.01.23 to 31.0...	100%	Completed	29.11.2022 11:47
General Ledger Entries from 01.02.23 to 28.0...	100%	Completed	29.11.2022 11:47



Power Platform | Onboarding

Easily find & install Payroll
apps from within Business
Central

FORV/S

Power Platform | Onboarding

- Modern tooltips are easy to read & understand
- Refresh of content to support modern tooltip UI

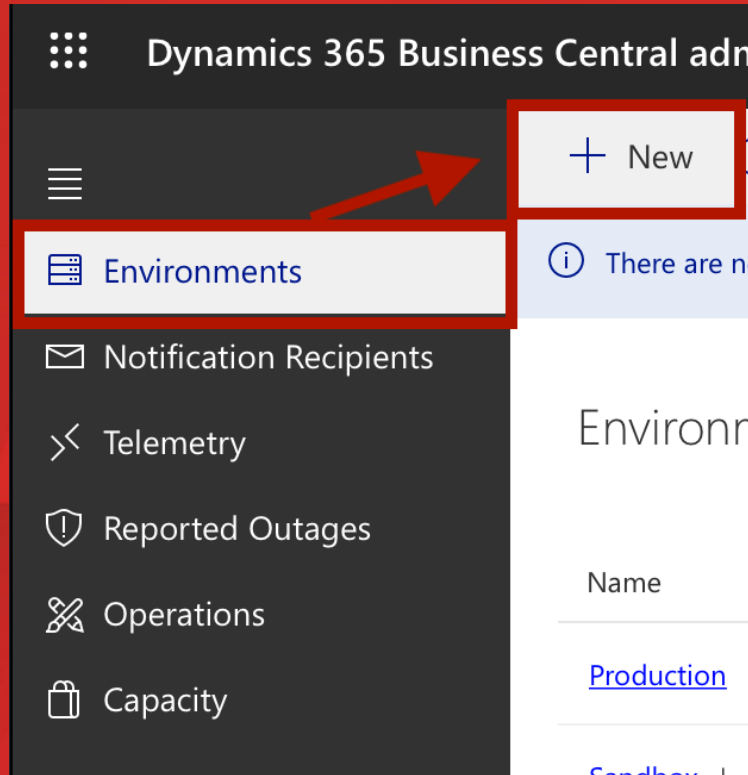
The screenshot shows a settings panel with several controls:

- Two dropdown menus: "All Discounts" and "Both Warnings".
- A "Default Posting Date" field set to "Work Date".
- Three toggle switches, all currently turned on.
- A "Calc. Inv. Discount" toggle switch, also turned on, which has a tooltip overlaid on it.
- A "Show help" link at the bottom of the tooltip.

The tooltip for "Calc. Inv. Discount" contains the following text:

Calc. Inv. Discount
Specifies if the invoice discount amount is automatically calculated with sales documents.
If this toggle is **on**, the invoice discount amount is calculated automatically, based on sales lines where the **Allow Invoice Disc.** field is selected.
[Show help](#)

Preview Environments



FORVIS

Create environment

Learn more about capacity and quotas in the [Capacity](#) page.

i You can also create an environment that is a copy of an existing environment. Just go to that existing environment's details page, and then choose the Copy action.

Environment Name: *

Sandbox_21

Do not add personal data to the environment name as this is not treated as restricted data.

Type:

Sandbox

Country: *

US

i The new environment will be set up with an update window that falls outside common working hours for US. After the environment is created, you can see and change the update window from the environment details page. [Learn more](#)

Version: *

21.0.45833.0 (Preview)

You are responsible for any interference with the production data if you turn on any integration; please review [here](#).

Your organization is responsible for managing and honoring any Data Subject Rights (DSR) requests within the sandbox environment.

Create

Cancel

Login to your Dynamics 365 Business Central admin center

Select the Environments option

Select + New to create a new Environment

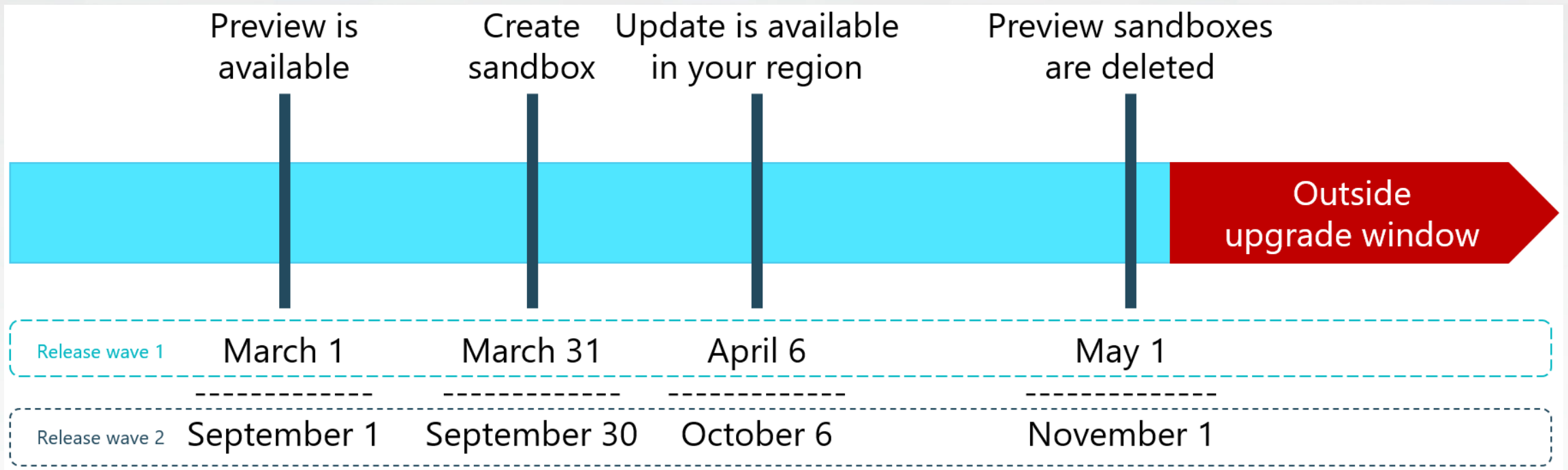
Enter a unique Environment Name in the Create Environment page

Choose the Sandbox for the Type

Select the desired Country

Select the version labeled as Preview from the Version drop down list

Preview Environments





Questions?

FORVIS is a trademark of FORVIS, LLP, registration of which is pending with the U.S. Patent and Trademark Office

FORVIS

CONTINUING PROFESSIONAL EDUCATION (CPE) CREDIT



FORVIS, LLP is registered with the National Association of State Boards of Accountancy (NASBA) as a sponsor of continuing professional education on the National Registry of CPE Sponsors. State boards of accountancy have final authority on the acceptance of individual courses for CPE credit. Complaints regarding registered sponsors may be submitted to the National Registry of CPE Sponsors through its website: www.nasbaregistry.org

FORV/S

CPE CREDIT

- CPE credit may be awarded upon verification of participant attendance
- For questions, concerns, or comments regarding CPE credit, please email FORVIS at cpecompliance@forvis.com

Thank You!



forvis.com

The information set forth in this presentation contains the analysis and conclusions of the author(s) based upon his/her/their research and analysis of industry information and legal authorities. Such analysis and conclusions should not be deemed opinions or conclusions by FORVIS or the author(s) as to any individual situation as situations are fact specific. The reader should perform its own analysis and form its own conclusions regarding any specific situation. Further, the author(s) conclusions may be revised without notice with or without changes in industry information and legal authorities. FORVIS has been registered in the U.S. Patent and Trademark Office, which registration is pending.

FORVIS

Assurance / Tax / Advisory